

अण्डमान तथा निकोबार प्रशासन  
ANDAMAN AND NICOBAR ADMINISTRATION  
जहाजरानी सेवा निदेशालय  
DIRECTORATE OF SHIPPING SERVICES  
\*\*\*\*\*

पोर्टब्लेयर, दिनांक जून, 2018.  
Port Blair, Dated the June, 2018.

*[Handwritten Signature]*

**ORDER NO. 2601**

The freight for transportation of Commodities by the vessels of the A&N Administration plying between Mainland/Inter-Island and Foreshore sectors for the year 2018-19 has been revised in accordance with the Administration's letter no. 5-3/97-TR dated 23<sup>rd</sup> Sept. 2013.


The revised freight rates will come into force with immediate effect. The details can also be downloaded from the website [www.andaman.gov.in](http://www.andaman.gov.in)

Director of Shipping Services  
F.No. 15-28/FRT/DSS/2016/

**Copy to:-**

1. The PS to Commissioner-cum-Secretary (Shipping), A&N Administration, Secretariat, Port Blair for the kind information of Commissioner-cum-Secretary (Shipping).
2. The PS to DSS for the kind information of DSS.
3. The PA to DDSS for the kind information of DDSS.
4. The Dy. Secretary (Shipping), A&N Administration, Secretariat, Port Blair for kind information.
5. The Marine Engineer, Marine Dockyard, Port Blair.
6. The Assistant Commissioner, Mayabunder/Diglipur/Car Nicobar/Nancowry/Campbell Bay.
7. All Head of Departments/Officer in A&N Islands.
8. The President, Chamber of Commerce, Port Blair.
9. The General Manager I/C, Shipping Corporation of India Ltd., TCI Building, Delanipur, Port Blair.
10. The Vice President(C & PS),No.17, Rajaji Salai, Jawahar Building (opp Custom House), Chennai-600001.
11. The Vice President C&PS), Shipping Corporation of India Ltd, Shipping House, 13 Strand Road, Post Box No 2653, Kolkata-700001,  
**Fax 2248-0377/2248-2035.**
12. The General manager (CONOPS-E) Line and passenger service Division,Shipping Cooperation of India Ltd, 245 Madame Cama Road, Mumbai-400021.
13. Shri. A.V Bhanoji Rao, Garudapattabhirammaya & Co. P.O Box-17, Near Port main Gate, Vishakapatnam-530035.

14. The Assistant Director, Shipping Services, A&N Administration, No.6,Rajaji Salai, Opp.Customs House Chennai-600001
15. The Sr.Accounts Officer (M&S), Directorate of Shipping Services, Port Blair.
16. The Chief Editor, "The Daily Telegrams", Port Blair with the request that the above order may please be published in the daily Telegram for 2 consecutive days.
17. The Assistant Accounts Officer, DSS, Port Blair.
18. All Master mainland/inter Island and Foreshore vessels.
19. The Tehsildar, Rangat and Hutbay.
20. The Assistant Manager (IT), DSS with the directive to upload the press note in A&N Administration's website for wide publicity.
21. The Checking Inspector In-Charge, DSS, Port Blair for necessary instruction to concerned conductor/Tally clerk working in shore and on board the vessels.
22. The Vice-President, Ship owner Association, Port Blair.
23. The in-charge, ACC, DSS, Port Blair.
24. All Tally Clerk (T) the checking Inspector(In-charge).
25. Spare Copies 25 nos.


  
Director of Shipping Services  
5/6

REVISED FREIGHT FOR SOUTHERN/ MIDDLE AND NORTHERN GROUP OF ISLANDS (In Rupees)									
FOR THE YEAR 2018-2019									
Commodities	Basis	Existing Rate P/B - H/Bay (2017-18)	Fare for the Yr 2018 - 19 P/B - H/Bay	Existing Rate P/B - C/N (2017-18)	Fare for Yr 2018-19 P/B - C/N	Existing Rate P/B - KAT/NC(2017-18)	Fare for the Yr 2018-19 P/B - KAT/NC	Existing Rate P/B- C/BAY (2017-18)	Fare for the 2018 - 19 P/B-C/BAY
Asbestos /GI Sheet	Ton	2351	2469	2407	2527	2464	2587	2506	2631
Atta /Flour/ Sooji	Ton	2357	2475	2409	2529	2470	2594	2515	2641
Betel Nuts	Ton	2354	2472	2409	2529	2477	2601	2527	2653
Bicycle	Each	294	309	695	730	1200	1260	1611	1692
Cement	Ton	2343	2460	2397	2517	2457	2580	2503	2628
Coal/Coke	Ton	2333	2450	2353	2471	2377	2496	2395	2515
Coconut (Husked)	Ton	2337	2454	2368	2486	2408	2528	2438	2560
Coconut (Un-husked) (20 Nos)	P/Bag	34	36	63	66	100	105	148	155
Copra	Ton	2351	2469	2395	2515	2459	2582	2501	2626
Coconut Seedling	P/100	2400	2520	2439	2561	2490	2615	2526	2652
Dangerous Cargo / Fertilizer	Ton	4308	4523	4489	4713	4696	4931	4853	5096
Empty D/Cask of 100to200 Ltrs.	Each	75	79	155	163	288	302	383	402
Food grains	Ton	2371	2490	2438	2560	2518	2644	2577	2706
Veg / Fruits /Onion/ Potato	Ton	2329	2445	2352	2470	2378	2497	2398	2518
General Cargo	Ton	2380	2499	2471	2595	2575	2704	2652	2785
General Cargo	CBM	2356	2474	2415	2536	2485	2609	2541	2668
Hook Shells	P/Bag	90	95	90	95	90	95	90	95

Rounded upto nearest Rupees five

**Note:**

1. The above freight rate which is shown in cbm & tonnage will be applied either on weight or measurement basis which yields more freight to Government.
2. Items not included in the list will be charged at the rate of General cargo (excluding dangerous cargo) on Ton/ Cbm rate whichever is higher.

  
 सहायक निदेशक ( वाणिज्य )  
 Assistant Director (CW)

Commodities	Basis	Existing Rate P/B - H/Bay (2017-18)	Fare for the Yr 2018 - 19 P/B - H/Bay	Existing Rate P/B - C/N (2017-18)	Fare for Yr 2018 - 19 P/B - C/N	Existing Rate P/B - KAT/NC (2017-18)	Fare for the Yr 2018 - 19 P/B - KAT/NC	Existing Rate P/B - C/BAY (2017-18)	Fare for the 2018 - 19 P/B C/BAY
Sugar/Salt	Ton	2347	2464	2382	2501	2432	2554	2460	2583
Timber(Log) Hoop	CBM	2398	2518	2498	2623	2619	2750	2703	2838
Sawn Timber/ Plank/ Plywood	CBM	2368	2486	2433	2555	2473	2597	2527	2653
Empty Basket	Each	20	21	20	21	20	21	20	21
Goat/Pig/Calf	Each	226	237	502	527	802	842	999	1049
Cow/Buffalos	Each	638	670	861	904	1476	1550	1718	1804
Hen	Each	20	21	20	21	20	21	20	21
Match Splint	Ton	2669	2802	2669	2802	2669	2802	2669	2802
Refrigerator	Each	1937	2034	2378	2497	2914	3060	3312	3478
Washing Machine	Each	1937	2034	2378	2497	2914	3060	3312	3478
Television / LED	Each	965	1013	1200	1260	1428	1499	1673	1757
Air Condition	Each	965	1013	1200	1260	1428	1499	1673	1757
Chicks 75 Nos.	Bsk.	28	29	80	84	117	123	138	145
Almirah / Steel Rack	Each	638	670	954	1002	1281	1345	1594	1674
Petrol /K.Oil/ Crude Oil	Ton	4464	4687	4464	4687	4647	4879	5039	5291
Mineral / Lub.Oil	Ton	2359	2477	2431	2553	2527	2653	2624	2755
Vegetable Oil	Ton	2423	2544	2526	2652	2646	2778	2736	2873
Computer & UPS	Nos.	965	1013	1200	1260	1428	1499	1673	1757
Deep freezer	CBM	2356	2474	2415	2536	2485	2609	2541	2668
Metal Chips/ Bolder/ H.Block	CBM	2356	2474	2415	2536	2485	2609	2541	2668
Sand	CBM	2356	2474	2415	2536	2485	2609	2541	2668
Elephant	Ton	24334	25551	24334	25551	24334	25551	24334	25551

Rounded upto nearest Rupees five

**Note:**

1. The above freight rate which is shown in cbm & tonnage will be applied either on weight or measurement basis which yields more freight to Government.
2. Items not included in the list will be charged at the rate of General cargo (excluding dangerous cargo) on Ton/ Cbm rate whichever is higher.

  
 सहायक निदेशक ( वाणिज्य )  
 Assistant Director (CW)

Commodities	Basis	Existing Rate H/Bay to C/N (2017-18)	Fare For the Yr 2018-19 H/Bay to C/N	Existing Rate C/N to Kat/NC/C howra/Tressa (2017-18)	Fare for the year 2018-19 C/N to Kat/NC/C howra /Tressa	Existing Rate NC to L/N (2017-18)	Fare for the Yr 2018-19 NC to L/N	Existing Rate L/N to GN (2017-18)	Fare for the Yr 2018-19 L/N to GN	Existing Fare N/C to C/BAY (2017-18)	Fare for the Yr 2018-19 N/C to C/BAY
Asbestos /GI Sheet	Ton	2351	2469	2374	2493	2337	2454	2328	2444	2354	2472
Atta / Flour/ Sooji	Ton	2357	2475	2378	2497	2347	2464	2334	2451	2364	2482
Betel Nuts	Ton	2354	2472	2375	2494	2340	2457	2331	2448	2361	2479
Bicycle	Each	294	309	329	345	215	226	138	145	353	371
Cement	Ton	2343	2460	2364	2482	2330	2447	2317	2433	2346	2463
Coal/Coke	Ton	2333	2450	2340	2457	2329	2445	2324	2440	2336	2453
Coconut (Husked)	Ton	2337	2454	2352	2470	2329	2445	2319	2435	2338	2455
Coconut (Un-husked) (20 Nos)	P/Bag	26	27	40	42	26	27	10	11	40	42
Copra	Ton	2351	2469	2368	2486	2337	2454	2328	2444	2354	2472
Coconut Seedling	P/100	2532	2659	2550	2678	2519	2645	2507	2632	2534	2661
Dangerous Cargo	Ton	4308	4523	4375	4594	4263	4476	4232	4444	4327	4543
Empty D/Cask of 100 to 200 Ltrs.	Each	66	69	119	125	66	69	70	74	138	145
Food grains	Ton	2372	2491	2366	2484	2366	2484	2340	2457	2378	2497
Veg/Fruit/Onion/Potato	Ton	2329	2445	2337	2454	2323	2439	2314	2430	2331	2448
General Cargo	Ton	2380	2499	2415	2536	2358	2476	2333	2450	2365	2483
General Cargo	CBM	2356	2474	2382	2501	2343	2460	2333	2450	2353	2471
Hook Shells	P/Bag	75	79	75	79	75	79	75	79	75	79
Sugar/Salt	Ton	2347	2464	2366	2484	2334	2451	2330	2447	2347	2464
Timber(Log) Hoop	CBM	2423	2544	2438	2560	2431	2553	2353	2471	2346	2463
Sawn Timber/Plank/ Plywood	CBM	2368	2486	2397	2517	2351	2469	2340	2457	2374	2493
Empty Basket	Each	20	21	20	21	20	21	20	21	20	21
Goat/Pig/Calf	Each	226	237	299	314	299	314	299	314	538	565

Rounded upto nearest Rupees five

**Note:**

1. The above freight rate which is shown in cbm & tonnage will be applied either on weight or measurement basis which yields more freight to Government.
2. Items not included in the list will be charged at the rate of General cargo (excluding dangerous cargo) on Ton/ Cbm rate whichever is higher.

सहायक निदेशक ( वाणिज्य )  
Assistant Director(CW)


7/6/18

Commodities	Basis	Existing Rate H/Bay to C/N (2017-18)	Fare For the Yr 2018-19 H/Bay to C/N	Existing Rate C/N to Kat/NC/ Chowra/ Tressa(2017-18)	Fare for the year 2018-19 C/N to Kat/NC/ Chowra/ Tressa	Existing Rate NC to L/N (2017-18)	Fare for the Yr 2018-19 NC to L/N	Existing Rate L/N to GN (2017-18)	Fare for the Yr 2018-19 L/N to GN	Existing Fare N/C to C/BAY (2017-18)	Fare for the Yr 2018-19 N/C to C/BAY
Cow/Buffalos	Each	638	670	670	704	670	704	670	704	954	1002
Hen	Each	20	21	20	21	20	21	20	21	20	21
Match Splint	Ton	2670	2804	2670	2804	2669	2802	2669	2802	2669	2802
Refrigerator	Each	1959	2057	2146	2253	1855	1948	1746	1833	2004	2104
Washing Machine	Each	1959	2057	2146	2253	1855	1948	1746	1833	2004	2104
Television/ LED	Each	965	1013	1077	1131	926	972	902	947	1028	1079
Air Conditioner	Each	965	1013	1077	1131	926	972	902	947	1028	1079
Chicks 75 Nos.	Bsk.	40	42	40	42	40	42	40	42	40	42
Almirah / Rack	Each	638	670	954	1002	638	670	638	670	638	670
Petrol/K.Oil/Crude Oil	Ton	4464	4687	4340	4557	4220	4431	4176	4385	4328	4544
Mineral/Lub. Oil	Ton	2351	2469	2380	2499	2331	2448	2315	2431	2358	2476
Vegetable Oil	Ton	2423	2544	2460	2583	2398	2518	2377	2496	2441	2563
Computer & UPS	Each	965	1013	1077	1131	926	972	902	947	1028	1079
Deep Freezer	CBM	2356	2474	2382	2501	2343	2460	2333	2450	2353	2471
MetalChips/Boulder/ H.Block	CBM	2356	2474	2382	2501	2343	2460	2333	2450	2353	2471
Sand	CBM	2356	2474	2382	2501	2343	2460	2333	2450	2353	2471
Elephant	Ton	24334	25551	24334	25551	24334	25551	24334	25551	24334	25551

Rounded upto nearest Rupees five

**Note:**

1. The above freight rate which is shown in cbm & tonnage will be applied either on weight or measurement basis which yields more freight to Government.
2. Items not included in the list will be charged at the rate of General cargo (excluding dangerous cargo) on Ton/ Cbm rate whichever is higher.

  
 सहायक निदेशक ( वाणिज्य )  
 Assistant Director(CW)




Commodities	Basis	Existing Rate PB to Baratang (2017-18)	Fare for the Yr 2018-19 PB to Baratang	Existing Rate PB to K/Tala (2017-18)	Fare for the Yr 2018-19 PB to K/Tala	Existing Rate PB to L/Island (2017-18)	Fare for the Yr 2018-19 PB to L/Island	Existing Rate PB to S/Island (2017-18)	Fare for the Yr 2018-19 PB to S/Island	Existing Rate K/Tala to L/Island (2017-18)	Fare for the Yr 2018-19 K/Tala to L/Island
Asbestos /GI Sheet	Ton	2330	2447	2337	2454	2344	2461	2332	2449	2318	2434
Atta /Flour/Sooji	"	2338	2455	2347	2464	2356	2474	2342	2459	2328	2444
Betel Nuts	"	2333	2450	2340	2457	2353	2471	2337	2454	2328	2444
Bicycle	Each	172	181	228	239	299	314	194	204	63	66
Cement	Ton	2322	2438	2332	2449	2339	2456	2325	2441	2311	2427
Coal/Coke	Ton	2325	2441	2330	2447	2332	2449	2319	2435	2322	2438
Coconut (Husked)	Ton	2324	2440	2330	2447	2334	2451	2325	2441	2316	2432
Coconut (Un-husked)	P/Bag	10	11	20	21	20	21	20	21	10	11
Copra	Ton	2331	2448	2365	2483	2347	2464	2334	2451	2318	2434
Coconut Seedling	P/100	2384	2503	2391	2511	2399	2519	2387	2506	2375	2494
Dangerous Cargo/ Fertilizer	Ton	4238	4450	4269	4482	3022	3173	4253	4466	4199	4409
Empty Drum/Cask of 100to200 Ltrs.	Each	83	87	83	87	83	87	83	87	83	87
Food grains	Ton	2343	2460	2354	2472	2363	2481	2351	2469	2329	2445
Veg/Fruit/Onion/Potato	Ton	2318	2434	2323	2439	2328	2444	2322	2438	2314	2430
General Cargo	Ton	2346	2463	2361	2479	2376	2495	2352	2470	2325	2441
General Cargo	CBM	2324	2440	2334	2451	2371	2490	2330	2447	2311	2427
Hook Shells	P/Bag	66	69	66	69	66	69	66	69	66	69
Sugar/Salt	Ton	2331	2448	2339	2456	2344	2461	2334	2451	2324	2440
Timber(Log) Hoop	CBM	2358	2476	2375	2494	2391	2511	2365	2483	2334	2451
Sawn Timber/Plank /Plywood	CBM	2332	2449	2355	2473	2365	2483	2349	2466	2329	2445

Rounded upto nearest Rupees five

**Note:**

1. The above freight rate which is shown in cbm & tonnage will be applied either on weight or measurement basis which yields more freight to Government.
2. Items not included in the list will be charged at the rate of General cargo (excluding dangerous cargo) on Ton/ Cbm rate whichever is higher.


  
 सहायक निदेशक ( वाणिज्य )  
 Assistant Director (CW)

Commodities	Basis	Existing Rate PB to Baratang (2017-18)	Fare for the Yr 2018-19 PB to Baratang	Existing Rate PB to K/Tala (2017-18)	Fare for the Yr 2018-19 PB to K/Tala	Existing Rate PB to L/Island (2017-18)	Fare for the Yr 2018-19 PB to L/Island	Existing Rate PB to S/Island (2017-18)	Fare for the Yr 2018-19 PB to S/Island	Existing Rate K/Tala to L/Island (2017-18)	Fare for the Yr 2018-19 K/Tala to L/Island
Empty Basket	Each	20	21	20	21	20	21	20	21	20	21
Goat/Pig/Calf	Each	117	123	172	181	194	204	194	204	56	59
Cow/Buffalos	Each	463	486	491	516	509	534	509	534	428	449
Hen	Each	10	11	10	11	10	11	10	11	10	11
Match Splint	Ton	2534	2661	2534	2661	2534	2661	2534	2661	2534	2661
Refrigerator	Each	700	735	1983	2082	2085	2189	1902	1997	1718	1804
Washing Machine	Each	1857	1950	1983	2082	2085	2189	1902	1997	1718	1804
Television/ LED	Each	941	988	999	1049	1052	1105	965	1013	866	909
Air Conditioner	Each	941	988	999	1049	1052	1105	965	1013	866	909
Chicks 75 Nos.	Bsk.	28	29	28	29	28	29	28	29	28	29
Almirah / Rack	Each	215	226	267	280	428	449	428	449	100	105
Petrol/ K.Oil/Crude Oil	Ton	4407	4627	4407	4627	4407	4627	4407	4627	4407	4627
Mineral/Lub. Oil	Ton	2317	2433	2332	2449	2346	2463	2324	2440	2300	2415
Vegetable Oil	Ton	2381	2500	2387	2506	2416	2537	2388	2507	2358	2476
Computer	Each	941	988	999	1049	1052	1105	965	1013	866	909
Deep Freezer	CBM	2324	2440	2334	2451	2371	2490	2330	2447	2311	2427
MetalChips/Boulder H.Block	CBM	2324	2440	2334	2451	2371	2490	2330	2447	2311	2427
Sand	CBM	2324	2440	2334	2451	2371	2490	2330	2447	2311	2427
Elephant	Ton	24334	25551	24334	25551	24334	25551	24334	25551	24334	25551

Rounded upto nearest Rupees five

**Note:**

1. The above freight rate which is shown in cbm & tonnage will be applied either on weight or measurement basis which yields more freight to Government.
2. Items not included in the list will be charged at the rate of General cargo (excluding dangerous cargo) on Ton/ Cbm rate whichever is higher.

  
 7/6/18  
 सहायक निदेशक ( वाणिज्य )  
 Assistant Director(CW)

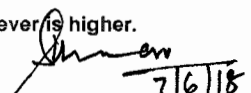


Commodities	Basis	Existing Rate PB to Rangat (2017-18)	Fare for the Yr 2018-19 PB to Rangat	Existing Rate PB to M/Bunder (2017-18)	Fare for the Yr 2018-19 PB to M/Bunder	Existing Rate PB to Digilipur (2017-18)	Fare for the Yr 2018-19 PB to Digilipur	Existing Rate M/Bunder to D/Pur (2017-18)	Fare for the Yr 2018-19 M/Bunder to D/Pur	Existing Rate from PB to Narcondum (2017-18)	Fare for Yr 2018-19 PB to Narcondum
Asbester /Gl Sheet	Ton	2339	2456	2355	2473	2356	2474	2324	2440	--	--
Atta /Flour/ Sooji	"	2351	2469	2366	2484	2381	2500	2332	2449	--	--
Betel Nuts	"	2361	2479	2380	2499	2397	2517	2342	2459	--	--
Bicycle	Each	264	277	391	411	502	527	107	112	--	--
Cement	Ton	2351	2469	2367	2485	2382	2501	2333	2450	--	--
Coal/Coke	Ton	2331	2448	2337	2454	2343	2460	2324	2440	--	--
Coconut (Husked)	Ton	2337	2454	2342	2459	2352	2470	2319	2435	--	--
Coconut (Un husked) (20 Nos)	P/Bag	20	21	34	36	68	71	42	44	--	--
Copra	Ton	2342	2459	2358	2476	2375	2494	2325	2441	--	--
Coconut Seedling	P/100	1760	1848	1787	1876	1808	1898	1736	1823	--	--
Dangerous Cargo/ Fertilizer	Ton	4275	4489	4347	4564	4416	4637	4233	4445	--	--
Empty Drum/Cask of 100 to 200 Ltrs.	Each	83	87	83	87	83	87	83	87	--	--
Food grains	Ton	2358	2476	2380	2499	2400	2520	2337	2454	--	--
Veg/Frt/Onion/Pot	Ton	2324	2440	2332	2449	2338	2455	2316	2432	--	--
General Cargo	Ton	2363	2481	2399	2519	2433	2555	2342	2459	3407	3577
General Cargo	CBM	2336	2453	2361	2479	2384	2503	2322	2438	3341	3508
Hook Shells	P/Bag	75	79	75	79	75	79	75	79	--	--
Sugar/Salt	Ton	2339	2456	2353	2471	2357	2475	2329	2445	--	--
Timber(Log) Hoop	CBM	2380	2499	2413	2534	2444	2566	2346	2463	--	--
Sawn Timber/ Plank / Plywood	CBM	2358	2476	2380	2499	2399	2519	2336	2453	--	--

Rounded upto nearest Rupees five

**Note:**

1. The above freight rate which is shown in cbm & tonnage will be applied either on weight or measurement basis which yields more freight to Government.
2. Items not included in the list will be charged at the rate of General cargo (excluding dangerous cargo) on Ton/ Cbm rate whichever is higher.


  
 सहायक निदेशक ( वाणिज्य )  
 Assistant Director(CW)  
 7/6/18

Commodities	Basis	Existing Rate PB to Rangat (2017-18)	Fare for the Yr 2018-19 PB to Rangat	Existing Rate PB to M/Bunder (2017-18)	Fare for the Yr 2018-19 PB to M/Bunder	Existing Rate PB to Digilipur (2017-18)	Fare for the Yr 2018-19 PB to Digilipur	Existing Rate M/Bunder to D/Pur (2017-18)	Fare for the Yr 2018-19 M/Bunder to D/Pur	Existing Rate from PB to Narcondum (2017-18)	Fare for Yr 2018-19 PB to Narcondum
Empty Basket	Each	20	21	20	21	20	21	20	21	--	--
Goat/Pig/Calf	Each	215	226	288	302	348	365	63	66	--	--
Cow /Buffalos	Each	538	565	638	670	715	751	446	468	--	--
Hen	Each	20	21	20	21	20	21	20	21	--	--
Match Splint	Ton	2534	2661	2534	2661	2534	2661	2534	2661	--	--
Refrigerator	Each	2000	2100	2239	2351	2523	2649	1792	1882	--	--
Washing Machine	Each	2000	2100	2239	2351	2523	2649	1792	1882	--	--
Television/ LED	Each	1013	1064	1137	1194	1278	1342	902	947	--	--
Air Conditioner	Each	1013	1064	1137	1194	1281	1345	902	947	--	--
Chicks 75 Nos.	Bsk.	28	29	28	29	56	59	20	21	--	--
Almirah / Rack	Each	531	558	638	670	849	891	215	226	--	--
Petrol /K.Oil/ Crude Oil	Ton	4407	4627	4407	4627	4605	4835	4255	4468	--	--
Mineral/ Lub. Oil	Ton	2335	2452	2364	2482	2387	2506	2309	2424	--	--
Vegetable Oil	Ton	2402	2522	2452	2575	2470	2594	2371	2490	--	--
Computer	Each	1013	1064	1137	1194	1281	1345	902	947	--	--
Deep Freezer	CBM	2336	2453	2361	2479	2384	2503	2322	2438	--	--
Metal Chips/ Boulder/H.Block	CBM	2336	2453	2361	2479	2384	2503	2322	2438	--	--
Sand	CBM	2336	2453	2361	2479	2384	2503	2322	2438	--	--
Elephant	Each	24334	25551	24334	25551	24334	25551	24334	25551	--	--

Rounded upto nearest Rupees five

**Note:**

1. The above freight rate which is shown in cbm & tonnage will be applied either on weight or measurement basis which yields more freight to Government.
2. Items not included in the list will be charged at the rate of General cargo (excluding dangerous cargo) on Ton/ Cbm rate whichever is higher.

  
 सहायक निदेशक ( वाणिज्य )  
 Assistant Director(CW)


**BASIC FREIGHT RATES FOR HEAVY LIFTS FOR THE YEAR 2018-19**

SI. No.	DESCRIPTION	BUNKER SURCHARGE	Existing Rate (2017-18)	Fare for the Yr 2018-19
1.	Motor Vehicle chassis of all up to 3 tons including Auto Rickshaw and 3 Wheelers on deck having up to 300 cm.	Full Each	47210	49571
2.	Length between 301 cm to 350 cm	Full Each	58323	61239
3.	Length between 351 cm to 400 cm	Full Each	69432	72904
4.	Length between 401 cm to 450 cm	Full Each	80541	84568
5.	Length between 451 cm to 500 cm	Full Each	91653	96236
6.	Length between 501 cm to 551 cm	Full Each	102757	107895
7.	Length between 551 cm to 710 cm	P/Ton/Cum	2932	3079
8.	Motor Vehicle and all kinds including Tractor, Tractor Trolley and side Car each weighing above 3 MT	Full P/Ton	Heavy Lift applicable	Heavy Lift applicable

**Rounded upto nearest Rupees five**

**Note:**

1. The above freight rate which is shown in cbm & tonnage will be applied either on weight or measurement basis which yields more freight to Government.
2. Items not included in the list will be charged at the rate of General cargo (excluding dangerous cargo) on Ton/ Cbm rate whichever is higher.

  
 सहायक निदेशक ( वाणिज्य )  
 Assistant Director(CW)


## HEAVY LIFTS EACH PKG / PIECE WEIGHT FOR THE YEAR 2018-19

Sl. No.	DESCRIPTION	BUNKER SURCHARGE	Existing Rate (2017-18)	Fare for the Yr 2018-19
1	Up to 3 MT	Full P/Ton	4768	5006
2	Over 3 MT to 10 MT	Full P/Ton	11764	12352
3	Over 10 MT up to 20 MT	Full Each	22676	23810
4	Ambulance / Car 420 cm	Full Each	80539	84566
5	Matador / Car 400 cm/ Jeep/ Maruti Omni Van	Full Each	69432	72904
6	Truck (665) Ashok Leyland and between 3 to 4 1210 SE	Full Each	87422	91793
7	Motor Cycle / Scooter	Full Each	4514	4740
8	Over 20 MT	Full P/Ton	13607	14287
9	Hindustan Motor between 3 MT to 4 MT weight	Full Each	87422	91793
10	1210 SE 5 Ton Weight	.	52433	55055
11	H.S.D.Oil	Full / Cum	Full freight + % discharging charges	Full freight + % discharging charges
12	Freezer Cargo	Full / Cum	Double General Cargo	Double General Cargo

Rounded upto nearest Rupees five

**Note:**

1. The above freight rate which is shown in cbm & tonnage will be applied either on weight or measurement basis which yields more freight to Government.
2. Items not included in the list will be charged at the rate of General cargo (excluding dangerous cargo) on Ton/ Cbm rate whichever is higher.

  
 7/6/18  
 सहायक निदेशक ( वाणिज्य )  
 Assistant Director(CW)


## HEAVY LIFTS EACH PKG / PIECE WEIGHT FOR THE YEAR 2018-19

Sl. No.	DESCRIPTION	BUNKER SURCHARGE	Existing Rate (2017-18)	Fare for the Yr 2018-19
1	Up to 3 MT	Full P/Ton	4768	5006
2	Over 3 MT to 10 MT	Full P/Ton	11764	12352
3	Over 10 MT up to 20 MT	Full Each	22676	23810
4	Ambulance / Car 420 cm	Full Each	80539	84566
5	Matador / Car 400 cm/ Jeep/ Maruti Omni Van	Full Each	69432	72904
6	Truck (665) Ashok Leyland and between 3 to 4 1210 SE	Full Each	87422	91793
7	Motor Cycle / Scooter	Full Each	4514	4740
8	Over 20 MT	Full P/Ton	13607	14287
9	Hindustan Motor between 3 MT to 4 MT weight	Full Each	87422	91793
10	1210 SE 5 Ton Weight	.	52433	55055
11	H.S.D.Oil	Full / Cum	Full freight + % discharging charges	Full freight + % discharging charges
12	Freezer Cargo	Full / Cum	Double General Cargo	Double General Cargo

Rounded upto nearest Rupees five

**Note:**

1. The above freight rate which is shown in cbm & tonnage will be applied either on weight or measurement basis which yields more freight to Government.
2. Items not included in the list will be charged at the rate of General cargo (excluding dangerous cargo) on Ton/ Cbm rate whichever is higher.

  
 सहायक निदेशक ( वाणिज्य )  
 Assistant Director(CW)


**FREIGHT RATE FOR MOTOR VEHICLE & PET ANIMALS ON UNIT REVISED FOR THE YEAR 2018-19**

Commodities	Basis	Existing Rate with(In Rs.)	Fare for the Yr
		(2017-18)	(2018 - 19)
Ambassador Car	Each	189959	199457
Maruti Car (351 to 400 cm)	Each	163454	171627
Maruti Van	Each	189959	199457
Fiat Car	Each	163454	171627
Jeep	Each	163454	171627
Mini Bus upto (451 to 500 cm)	Each	216467	227290
Mini Bus upto (501 to 550 cm)	Each	242970	255119
Auto Rickshaws	Each	110450	115973
Scooter / Motor Cycle	Each	22162	23270
Moped without Gear	Each	12319	12935
Pet Animals (Dog & Cat)	Each	5107	5362

**Rounded upto nearest Rupees five**

**Note:**

1. The above freight rate which is shown in cbm & tonnage will be applied either on weight or measurement basis which yields more freight to Government.
2. Items not included in the list will be charged at the rate of General cargo (excluding dangerous cargo) on Ton/ Cbm rate whichever is higher.

  
 7/6/18  
 सहायक निदेशक ( वाणिज्य )  
 Assistant Director(CW)




FREIGHT RATES IN THE HARBOUR FERRY SERVICES IN ROUTE I, II, III, IV FOR THE YEAR 2018-2019					
S. No.	Commodites	Fare for the year 2017-18		Proposed Fare for the year 2018-19	
1	Each Each package or 50 KGs	20	each	21	each
2	Television/ Computer with Accessories	25	each	26	each
3	Washing Machine/ Refrigerator/ Air Condition	30	each	32	each
4	Deep Freezer	55	each	58	each
5	Almirah/ Steel rack/ Table	30	each	32	each
6	Bicycle	20	each	21	each
7	Hen	15	each	16	each
8	Chicks (50 Nos.)	30	each	32	each
9	Goat/ Pig/ Dog	25	each	26	each
10	Cow/ Buffalos	65	each	68	each
11	Elephant	610	each	641	each

Rounded upto nearest Rupees five

**Note:**

1. The above freight rate which is shown in cbm & tonnage will be applied either on weight or measurement basis which yields more freight to Government.
2. Items not included in the list will be charged at the rate of General cargo (excluding dangerous cargo) on Ton/ Cbm rate whichever is higher.


  
 सहायक निदेशक ( वाणिज्य )  
 Assistant Director(CW)  
 7/6/18

FREIGHT RATES IN H/F SECTOR (LONG ISLAND TO YERETTA & ARIEL BAY TO SMITH ISLAND) FOR THE YEAR 2018-2019					
S. No.	Commodities	Fare for the year 2017-18		Fare for the year 2018-19	
1	Vegetable, Fruits, Onion & Potato	980	per ton	1029	per ton
2	General Cargo	1220	per ton	1281	per ton
3	General Cargo	1100	per CBM	1155	per CBM
4	Food Grains	1100	per ton	1155	per ton
5	Betal Nut	1460	per ton	1533	per ton
6	Coconut	1340	per ton	1407	per ton
7	Coconut Seedling	15	each	16	each
8	Coconut Seedling	1100	per ton	1155	per ton
9	Sawan Timber/ Plank/ Plywood	1100	per CBM	1155	per CBM
10	Empty Drum (100 to 200 ltrs)	20	each	21	each
11	Empty Basket	15	each	16	each
12	Television/ Computer with accessories	45	each	46	each
13	Washing Machine / Refrigerator	65	each	68	each
14	Air Conditioner	15	each	16	each
15	Deep Freezer	130	each	137	each
16	Almirah/ Steel Rack/ Table	45	each	47	each
17	Bicycle	30	each	32	each
18	Hen	15	each	16	each
19	Goat/ Pig/ Dog	30	each	32	each
20	Cow Buffalo	95	each	100	each
21	Chicks (50 Nos.)	65	each	68	each

Rounded upto nearest Rupees five

**Note:**

1. The above freight rate which is shown in cbm & tonnage will be applied either on weight or measurement basis which yields more freight to Government.
2. Items not included in the list will be charged at the rate of General cargo (excluding dangerous cargo) on Ton/ Cbm rate whichever is higher.

  
 7/4/18  
 सहायक निदेशक ( वाणिज्य )  
 Assistant Director(CW)