


अण्डमान तथा निकोबार प्रशासन  
**ANDAMAN AND NICOBAR ADMINISTRATION**  
जहाजरानी सेवा निदेशालय  
**DIRECTORATE OF SHIPPING SERVICES**  
\*\*\*\*\*

पोर्टब्लेयर, दिनांक मार्च, 2016.  
Port Blair, Dated the 16 March, 2016.

**PRESS NOTE**

It is brought to the notice of the general public that the Andaman & Nicobar Administration, Port Blair has approved revised freight rates for transportation of Commodities by the vessels of the A&N Administration plying between Mainland/ Inter-Island and Foreshore sectors. The revised rates for the year 2016-17 shall come into force w.e.f. 01.04.2016. The details of freight rates can also be downloaded from the website www.and.nic.in.


  
**Director of Shipping Services**  
F. No. 15-28/FRT/DSS/2010/1448

**Copy to :-**

1. The PS to Secretary (Shipping), A&N Administration, Secretariat, Port Blair for the kind information of Secretary (Shipping).
2. The PS to DSS for the kind information of DSS.
3. The PA to DDSS for the kind information of DDSS.
4. The Dy. Secretary (Shipping), A&N Administration, Secretariat, Port Blair for kind information.
5. The Assistant Commissioner, Mayabunder/ Diglipur/ Car Nicobar/ Nancowry/ Campbell Bay.
6. All Head of Departments/ Offices in A&N Islands.
7. The President, Chamber of Commerce, Port Blair.
8. The General Manager I/C, Shipping Corporation of India Ltd., TCI Building, Delanipur, Port Blair.
9. The Vice President (C&PS), No. 17, Rajaji Salai, Jawahar Building (Opp. Customs House), Chennai - 600 001.
10. The Vice President (C & PS), Shipping Corporation of India Ltd, Shipping House, 13 Strand Road, Post Box No 2653, Kolkata - 700 001 Fax 2248-0377/2248-2035.
11. The General Manager (CONOPS-E) Line and passenger service Division, Shipping Corporation of India Ltd, 245 Madame Cama Road, Mumbai - 400 021.
12. Shri A.V. Bhanoji Rao, Garudapattabhirammaya & Co. P.O. Box - 17, Near Port Main Gate, Visakhapatnam - 530 035.

Contd.. 2

13. The Assistant Director, Shipping Services, A&N Administration, No. 6, Rajaji Salai, Opp. Customs House Chennai - 600 001.
14. The Sr. Accounts Officer (M&S), Directorate of Shipping Services, Port Blair.
15. The Chief Editor, "The Daily Telegrams", Port Blair with the request that the above order may please be published in the Daily Telegram for 2 consecutive days.
16. The Assistant Accounts Officer - I, DSS, Port Blair.
17. The Assistant Accounts Officer - II, DSS, Port Blair.
18. All Master Mainland/ Inter-Island and Foreshore vessels.
19. The Tehsildar, Rangat and Hut Bay.
20. The Assistant Manager (IT), DSS with the directive to upload the press note in A&N Administration's website for wide publicity.
21. The Checking Inspector In-charge, DSS, Port Blair for necessary instruction to concerned conductor/ Tally Clerk working in shore and on board the vessels.
22. The Vice President, Ship Owner Association, Port Blair.
23. The In-charge, ACC, DSS, Port Blair.
24. All Tally Clerk (T) the Checking Inspector (In-charge).
25. Spare Copies 25 Nos.


  
**Director of Shipping Services**

**REVISED FREIGHT FOR SOUTHERN/ MIDDLE AND NORTHERN GROUP OF ISLANDS (In Rupees)**  
For the Year 2016-2017

Commodities	Basis	Existing Rate P/B - H/Bay	Fare for the Yr 2016 - 17 P/B - H/Bay	Existing Rate P/B - C/N	Fare for Yr 2016-17 P/B - C/N	Existing Rate P/B - KAT/NC	Fare for the Yr 2016-17 P/B - KAT/NC	Existing Rate P/B - C/BAY	Fare for the 2016 - 17 P/B - C/BAY
Asbestos /GI Sheet	Ton	2132	2239	2183	2292	2235	2347	2273	2387
Atta /Flour/ Sooji	Ton	2138	2245	2185	2294	2240	2352	2281	2395
Betel Nuts	Ton	2135	2242	2185	2294	2247	2359	2292	2407
Bicycle	Each	267	280	630	662	1089	1143	1461	1534
Cement	Ton	2125	2231	2174	2283	2229	2340	2270	2384
Coal/Coke	Ton	2116	2222	2134	2241	2156	2264	2172	2281
Coconut (Husked)	Ton	2120	2226	2148	2255	2184	2293	2211	2322
Coconut (Un-husked)(20 Nos)	P/Bag	30	32	57	60	90	95	134	141
Copra		2132	2239	2172	2281	2230	2342	2269	2382
Coconut Seedling	P/100	2177	2286	2212	2323	2258	2371	2291	2406
Dangerous Cargo / Fertilizer	Ton	3908	4103	4071	4275	4259	4472	4402	4622
Empty D/Cask of 100to200 Ltrs.	Each	68	71	141	148	261	274	348	365
Food grains	Ton	2150	2258	2211	2322	2284	2398	2337	2454
Veg / Fruits /Onion/ Potato	Ton	2112	2218	2133	2240	2157	2265	2175	2284
General Cargo	Ton	2159	2267	2241	2353	2335	2452	2406	2526
General Cargo	CBM	2137	2244	2190	2300	2254	2367	2305	2420
Hook Shells	P/Bag	82	86	82	86	82	86	82	86

  
 सहायक निदेशक  
 Assistant Director  
 वाणिज्य कक्ष  
 Commercial Wing  
 जहाजरानी सेवा निदेशालय  
 Directorate of Shipping Services  
 पोर्ट ब्लेयर / Port Blair  
 31/3/16

Commodities	Basis	Existing Rate P/B - H/Bay	Fare for the Yr 2016 - 17 P/B - H/Bay	Existing Rate P/B - C/N	Fare for Yr 2016 - 17 P/B - C/N	Existing Rate P/B - KAT/NC	Fare for the Yr 2016 - 17 P/B - KAT/NC	Existing Rate P/B - C/BAY	Fare for the 2016 - 17 P/B - C/BAY
Sugar/Salt	Ton	2129	2235	2161	2269	2206	2316	2231	2343
Timber(Log) Hoop	CBM	2175	2284	2266	2379	2375	2494	2451	2574
Sawn Timber/ Plank/	CBM	2148	2255	2207	2317	2243	2355	2292	2407
Empty Basket	Each	18	19	18	19	18	19	18	19
Goat/Pig/Calf	Each	205	215	455	478	728	764	906	951
Cow/Buffalos	Each	579	608	781	820	1339	1406	1558	1636
Hen	Each	18	19	18	19	18	19	18	19
Match Splint	Ton	2421	2542	2421	2542	2421	2542	2421	2542
Refrigerator	Each	1757	1845	2157	2265	2643	2775	3004	3154
Washing Machine	Each	1757	1845	2157	2265	2643	2775	3004	3154
Television / LED	Each	875	919	1089	1143	1295	1360	1517	1593
Air Condition	Each	875	919	1089	1143	1295	1360	1517	1593
Chicks 75 Nos.	Bsk.	26	27	72	76	106	111	125	131
Almirah / Steel Rack	Each	579	608	866	909	1162	1220	1446	1518
Petrol /K.Oil/ Crude Oil	Ton	4049	4251	4049	4251	4215	4426	4570	4799
Mineral / Lub.Oil	Ton	2140	2247	2205	2315	2292	2407	2380	2499
Vegetable Oil	Ton	2198	2308	2291	2406	2400	2520	2482	2606
Computer & UPS	Nos.	875	919	1089	1143	1295	1360	1517	1593
Deep freezer	CBM	2137	2244	2190	2300	2254	2367	2305	2420
Metal Chips/ Bolder/	CBM	2137	2244	2190	2300	2254	2367	2305	2420
Sand	CBM	2137	2244	2190	2300	2254	2367	2305	2420
Elephant	Ton	22071	23175	22071	23175	22071	23175	22071	23175

  
 सहायक निदेशक  
 Assistant Director  
 वाणिज्य कक्ष  
 Commercial Wing

महानगरीय सेवा निदेशालय  
 Directorate of Shipping Services  
 पोर्ट ब्लेयर / Port Blair

13/11/16

Commodities	Basis	Existing Rate H/Bay to C/N	Fare For the Yr 2016-17 H/Bay to C/N	Existing Rate C/N to Kat/NC/C howra/Tressa	Fare for the year 2016-17 C/N to Kat/NC/Chowra/Tressa	Existing Rate NC to L/N	Fare for the Yr 2016-17 NC to L/N	Existing Rate L/N to GN	Fare for the Yr 2016-17 L/N to GN	Existing Fare N/C to C/BAY	Fare for the Yr 2016-17 N/C to C/BAY
Asbestos /GI Sheet	Ton	2132	2239	2153	2261	2120	2226	2111	2217	2135	2242
Atta / Flour/ Sooji	Ton	2138	2245	2157	2265	2129	2235	2117	2223	2144	2251
Betel Nuts	Ton	2135	2242	2154	2262	2123	2229	2114	2220	2142	2249
Bicycle	Each	267	280	298	313	195	205	125	131	320	336
Cement	Ton	2125	2231	2144	2251	2113	2219	2102	2207	2128	2234
Coal/Coke	Ton	2116	2222	2123	2229	2112	2218	2108	2213	2119	2225
Coconut (Husked)	Ton	2120	2226	2133	2240	2112	2218	2104	2209	2121	2227
Coconut (Un-husked)(20 Nos)	P/Bag	24	25	36	38	24	25	8	8	36	38
Copra	Ton	2132	2239	2148	2255	2120	2226	2111	2217	2135	2242
Coconut Seedling	P/100	2296	2411	2313	2429	2285	2399	2274	2388	2298	2413
Dangerous Cargo	Ton	3908	4103	3969	4167	3867	4060	3838	4030	3925	4121
Empty D/Cask of 100 to 200 Ltrs.	Each	60	63	108	113	60	63	64	67	125	131
Food grains	Ton	2151	2259	2146	2253	2146	2253	2123	2229	2157	2265
Veg/Frt/Onion/Potato	Ton	2112	2218	2120	2226	2107	2212	2099	2204	2114	2220
General Cargo	Ton	2159	2267	2190	2300	2139	2246	2116	2222	2145	2252
General Cargo	CBM	2137	2244	2161	2269	2125	2231	2116	2222	2134	2241
Hook Shells	P/Bag	68	71	68	71	68	71	68	71	68	71
Sugar/Salt	Ton	2129	2235	2146	2253	2117	2223	2113	2219	2129	2235
Timber(Log) Hoop	CBM	2198	2308	2211	2322	2205	2315	2134	2241	2128	2234
Sawn Timber/Plank/Ply	CBM	2148	2255	2174	2283	2132	2239	2123	2229	2153	2261
Empty Basket	Each	18	19	18	19	18	19	18	19	18	19
Goat/Pig/Calf	Each	205	215	271	285	271	285	271	285	488	512

सहायक निदेशक  
Assistant Director  
वाणिज्य कक्ष

Commercial Wing

जहाजमाल सेवा निदेशालय

Directorate of Shipping Serv

12/3/16 ऑफिस ब्लॉक / Port Blair

Commodities	Basis	Existing Rate H/Bay to C/N	Fare For the Yr 2016-17 H/Bay to C/N	Existing Rate C/N to Kat/NC/C howra/Tressa	Fare for the year 2016-17 C/N to Kat/NC/Chowra/Tressa	Existing Rate NC to L/N	Fare for the Yr 2016-17 NC to L/N	Existing Rate L/N to GN	Fare for the Yr 2016-17 L/N to GN	Existing Fare N/C to C/BAY	Fare for the Yr 2016-17 N/C to C/BAY
Cow/Buffalos	Each	579	608	608	638	608	638	608	638	866	909
Hen	Each	18	19	18	19	18	19	18	19	18	19
Match Splint	Ton	2422	2543	2422	2543	2421	2542	2421	2542	2421	2542
Refrigerator	Each	1777	1866	1947	2044	1683	1767	1584	1663	1818	1909
Washing Machine	Each	1777	1866	1947	2044	1683	1767	1584	1663	1818	1909
Television/ LED	Each	875	919	977	1026	840	882	818	859	932	979
Air Conditioner	Each	875	919	977	1026	840	882	818	859	932	979
Chicks 75 Nos.	Bsk.	36	38	36	38	36	38	36	38	36	38
Almirah / Rack	Each	579	608	866	909	579	608	579	608	579	608
Petrol/K.Oil/Crude Oil	Ton	4049	4251	3936	4133	3828	4019	3788	3977	3926	4122
Mineral/Lub. Oil	Ton	2132	2239	2159	2267	2114	2220	2100	2205	2139	2246
Vegetable Oil	Ton	2198	2308	2231	2343	2175	2284	2156	2264	2214	2325
Computer & UPS	Each	875	919	977	1026	840	882	818	859	932	979
Deep Freezer	CBM	2137	2244	2161	2269	2125	2231	2116	2222	2134	2241
MetalChips/Boulder/H.Block	CBM	2137	2244	2161	2269	2125	2231	2116	2222	2134	2241
Sand	CBM	2137	2244	2161	2269	2125	2231	2116	2222	2134	2241
Elephant	Ton	22071	23175	22071	23175	22071	23175	22071	23175	22071	23175

सहायक निदेशक  
Assistant Director  
वाणिज्य कक्ष

Commercial Wing

जहाजरानी सेवा निदेशालय

Directorate of Shipping Services

पोर्ट ब्लेयर / Port Blair

13/16

Commodities	Basis	Existing Rate PB to Baratang	Fare for the Yr 2016-17 PB to Baratang	Existing Rate PB to K/Tala	Fare for the Yr 2016-17 PB to K/Tala	Existing Rate PB to L/Island	Fare for the Yr 2016-17 PB to L/Island	Existing Rate PB to S/Island	Fare for the Yr 2016-17 PB to S/Island	Existing Rate PB to K/Tala to L/Island	Fare for the Yr 2016-17 K/Tala to L/Island
Asbestos /GI Sheet	Ton	2113	2219	2120	2226	2126	2232	2115	2221	2103	2208
Atta /Flour/Sooji	"	2121	2227	2129	2235	2137	2244	2124	2230	2111	2217
Betel Nuts	"	2116	2222	2123	2229	2134	2241	2120	2226	2111	2217
Bicycle	Each	156	164	207	217	271	285	176	185	57	60
Cement	Ton	2106	2211	2115	2221	2122	2228	2109	2214	2096	2201
Coal/Coke	Ton	2109	2214	2113	2219	2115	2221	2104	2209	2106	2211
Coconut (Husked)	Ton	2108	2213	2113	2219	2117	2223	2109	2214	2101	2206
Coconut (Un-husked)	P/Bag	8	8	18	19	18	19	18	19	6	6
Copra	Ton	2114	2220	2145	2252	2129	2235	2117	2223	2103	2208
Coconut Seedling	P/100	2162	2270	2169	2277	2176	2285	2165	2273	2154	2262
Dangerous Cargo/ Fertilizer	Ton	3844	4036	3872	4066	2741	2878	3857	4050	3809	3999
Empty Drum/Cask of 100to200 Ltrs.	Each	75	79	75	79	75	79	75	79	75	79
Food grains	Ton	2125	2231	2135	2242	2143	2250	2132	2239	2112	2218
Veg/Frt/Onion/Potato	Ton	2103	2208	2107	2212	2111	2217	2106	2211	2099	2204
General Cargo	Ton	2128	2234	2142	2249	2155	2263	2133	2240	2109	2214
General Cargo	CBM	2108	2213	2117	2223	2150	2258	2113	2219	2096	2201
Hook Shells	P/Bag	60	63	60	63	60	63	60	63	60	63
Sugar/Salt	Ton	2114	2220	2122	2228	2126	2232	2117	2223	2108	2213
Timber(Log) Hoop	CBM	2139	2246	2154	2262	2169	2277	2145	2252	2117	2223
Sawn Timber/Plank/Plywood	CBM	2115	2221	2136	2243	2145	2252	2130	2237	2112	2218

सहायक निदेशक  
Assistant Director  
वाणिज्य कक्ष  
Commercial Wing

जहाजरानी सेवा निदेशालय


Directorate of Shipping Service  
13/3/16 पोर्ट ब्लेयर / Port Blair

Commodities	Basis	Existing Rate PB to Baratang	Fare for the Yr 2016-17 PB Baratang	Existing Rate PB to K/Tala	Fare for the Yr 2016-17 PB to K/Tala	Existing Rate PB to L/Island	Fare for the Yr 2016-17 PB to L/Island	Existing Rate PB to S/Island	Fare for the Yr 2016-17 PB to S/Island	Existing Rate K/Tala to L/Island	Fare for the Yr 2016-17 K/Tala to L/Island
Empty Basket	Each	18	19	18	19	18	19	18	19	18	19
Goat/Pig/Calf	Each	106	111	156	164	176	185	176	185	50	53
Cow/Buffalos	Each	420	441	446	468	462	485	462	485	389	408
Hen	Each	8	8	8	8	8	8	8	8	8	8
Match Splint	Ton	2298	2413	2298	2413	2298	2413	2298	2413	2298	2413
Refrigerator	Each	635	667	1799	1889	1891	1985	1725	1811	1558	1636
Washing Machine	Each	1685	1769	1799	1889	1891	1985	1725	1811	1558	1636
Television/ LED	Each	853	896	906	951	954	1002	875	919	786	825
Air Conditioner	Each	853	896	906	951	954	1002	875	919	786	825
Chicks 75 Nos.	Bsk.	26	27	26	27	26	27	26	27	26	27
Almirah / Rack	Each	195	205	242	254	389	408	389	408	90	95
Petrol/ K.Oil/Crude Oil	Ton	3997	4197	3997	4197	3997	4197	3997	4197	3997	4197
Mineral/Lub. Oil	Ton	2102	2207	2115	2221	2128	2234	2108	2213	2086	2190
Vegetable Oil	Ton	2160	2268	2165	2273	2191	2301	2166	2274	2139	2246
Computer	Each	853	896	906	951	954	1002	875	919	786	825
Deep Freezer	CBM	2108	2213	2117	2223	2150	2258	2113	2219	2096	2201
MetalChips/Boulder	CBM	2108	2213	2117	2223	2150	2258	2113	2219	2096	2201
H.Block	CBM	2108	2213	2117	2223	2150	2258	2113	2219	2096	2201
Sand	CBM	2108	2213	2117	2223	2150	2258	2113	2219	2096	2201
Elephant	Ton	22071	23175	22071	23175	22071	23175	22071	23175	22071	23175


  
 सहायक निदेशक  
 Assistant Director  
 वाणिज्य कक्ष  
 Commercial Wing  
 जहाजरानी सेवा निदेशालय  
 Directorate of Shipping Services  
 पोर्ट ब्लेयर / Port Blair




Commodities	Basis	Existing Rate PB to N/Island	Fare for the Yr. 2016-17 PB to N/Island	Existing Rate PB to Havelock	Fare for the Yr. 2016-17 PB to Havelock	Existing Rate PB to Rangat	Fare for the Yr. 2016-17 PB to Rangat	Existing Rate PB to M/Bunder	Fare for the Yr. 2016-17 PB to M/Bunder
Asbestos /GI Sheet	Ton	2107	2212	2111	2217	2122	2228	2136	2243
Atta/ Flour /Sooji	"	2114	2220	2117	2223	2132	2239	2146	2253
Betel Nuts	"	2123	2229	2128	2234	2142	2249	2159	2267
Bicycle	Each	90	95	125	131	239	251	354	372
Cement	Ton	2114	2220	2119	2225	2132	2239	2147	2254
Coal/Coke	Ton	2107	2212	2108	2213	2114	2220	2120	2226
Coconut (Husked)	Ton	2103	2208	2106	2211	2120	2226	2124	2230
Coconut (Un-husked)	P/Bag	6	6	8	8	18	19	30	32
Copra	Ton	2107	2212	2112	2213	2124	2230	2139	2246
Coconut Seedling	P/100	1572	1651	1579	1658	1596	1676	1621	1702
Dangerous Cargo/ Fertilizer	Ton	3821	4012	3836	4028	3877	4071	3943	4140
Empty Drum/Cask of 100 to 200 Ltrs.	Each	75	79	75	79	75	79	75	79
Food grains	Ton	2117	2223	2122	2228	2139	2246	2159	2267
Veget./ Onion/Potato	Fruits/ Ton	2101	2206	2102	2207	2108	2213	2115	2221
General Cargo	Ton	2115	2221	2123	2229	2143	2250	2176	2285
General Cargo	CBM	2100	2205	2104	2209	2119	2225	2142	2249
Hook Shells	P/Bag	68	71	68	71	68	71	68	71
Sugar/Salt	Ton	2111	2217	2114	2220	2122	2228	2134	2241
Timber(Log) Hoop	CBM	2124	2230	2133	2240	2159	2267	2189	2298
Sawn Timber/Plank/ Plywood	CBM	2116	2222	2122	2228	2139	2246	2159	2267

  
 सहायक निदेशक  
 Assistant Director  
 वाणिज्य कक्ष  
 Commercial Wing  
 जहाजरानी सेवा निदेशालय  
 Directorate of Shipping Services  
 पोर्ट ब्लेयर / Port Blair

Commodities	Basis	Existing Rate PB to N/Island	Fare for the Yr 2016-17 PB to N/Island	Existing Rate PB to Havelock	Fare for the Yr 2016-17 PB to Havelock	Existing Rate PB to Rangat	Fare for the Yr 2016-17 PB to Rangat	Existing Rate PB to M/Bunder	Fare for the Yr 2016-17 PB to M/Bunder
Empty Basket	Each	18	19	18	19	18	19	18	19
Goat/Pig/Calf	Each	88	92	106	111	195	205	261	274
Cow/Buffalos	Each	405	425	420	441	488	512	579	608
Hen	Each	18	19	18	19	18	19	18	19
Match Splint	Ton	2298	2413	2298	2413	2298	2413	2298	2413
Refrigerator	Each	1602	1682	1651	1734	1814	1905	2030	2132
Washing Machine	Each	1602	1682	1651	1734	1814	1905	2030	2132
Television/ LED	Each	818	859	845	887	919	965	1031	1083
Air Conditioner	Each	818	859	845	887	919	965	1031	1083
Chicks 75 Nos.	Bsk.	26	27	26	27	26	27	26	27
Almirah / Rack	Each	195	205	242	254	482	506	579	608
Petrol/K.Oil/Crude Oil	Ton	3997	4197	3997	4197	3997	4197	3997	4197
Mineral/Lub. Oil	Ton	2092	2197	2099	2204	2118	2224	2144	2251
Vegetable Oil	Ton	2146	2253	2155	2263	2179	2288	2224	2335
Computer	Each	818	859	845	887	919	965	1031	1083
Deep Freezer	CBM	2100	2205	2104	2209	2119	2225	2142	2249
Metal Chips/ Boulder/H.Block	CBM	2100	2205	2104	2209	2119	2225	2142	2249
Sand	CBM	2100	2205	2104	2209	2119	2225	2142	2249
Elephant	Ton	22071	23175	22071	23175	22071	23175	22071	23175

  
 सहायक निदेशक  
 Assistant Director  
 वाणिज्य कक्ष  
 Commercial Wing  
 जहाजरानी सेवा निदेशालय  
 Directorate of Shipping Services  
 पोर्ट ब्लेयर / Port Blair

Commodities	Basis	Existing Rate PB to Digilipur	Fare for the Yr 2016-17 PB to Digilipur	Existing Rate M/Bunder to D/Pur	Fare for the Yr 2016-17 M/Bunder to D/Pur	Existing Rate from PB to Narcondum	Fare for Yr 2016-17 PB to Narcondum
Asbester /GI Sheet	Ton	2137	2244	2108	2213	--	--
Atta /Flour/ Sooji	"	2160	2268	2115	2221	--	--
Betel Nuts	"	2174	2283	2124	2230	--	--
Bicycle	Each	455	478	97	102	--	--
Cement	Ton	2161	2269	2116	2222	--	--
Coal/Coke	Ton	2125	2231	2108	2213	--	--
Coconut (Husked)	Ton	2133	2240	2104	2209	--	--
Coconut (Un husked)(20 Nos)	P/Bag	62	65	38	40	--	--
Copra	Ton	2154	2262	2109	2214	--	--
Coconut Seedling	P/100	1640	1722	1574	1653	--	--
Dangerous Cargo/ Fertilizer	Ton	4006	4206	3839	4031	--	--
Empty Drum/Cask of 100 to 200 Ltrs.	Each	75	79	75	79	--	--
Food grains	Ton	2177	2286	2120	2226	--	--
Veg/Frt/Onion/Potato	Ton	2121	2227	2101	2206	--	--
General Cargo	Ton	2207	2317	2124	2230	3090	3245
General Cargo	CBM	2162	2270	2106	2211	3030	3182
Hook Shells	P/Bag	68	71	68	71	--	--
Sugar/Salt	Ton	2138	2245	2112	2218	--	--
Timber(Log) Hoop	CBM	2217	2328	2128	2234	--	--
Sawn Timber/Plank / Plywood	CBM	2176	2285	2119	2225	--	--

  
 सहायक निदेशक  
 Assistant Director  
 वाणिज्य कक्ष  
 Commercial Wing  
 जहाजरानी सेवा निदेशालय  
 Directorate of Shipping Services  
 पोर्ट ब्लेयर / Port Blair

15/3/16

Commodities	Basis	Existing Rate PB to Digilipur	Fare for the Yr 2016-17 PB to Digilipur	Existing Rate M/Bunder to D/Pur	Fare for the Yr 2016-17 M/Bunder to D/Pur	Existing Rate from PB to Narcondum	Fare for Yr 2016-17 PB to Narcondum
Empty Basket	Each	18	19	18	19	--	--
Goat/Pig/Calf	Each	315	331	57	60	--	--
Cow /Buffalos	Each	649	681	405	425	--	--
Hen	Each	18	19	18	19	--	--
Match Splint	Ton	2298	2413	2298	2413	--	--
Refrigerator	Each	2289	2403	1626	1707	--	--
Washing Machine	Each	2289	2403	1626	1707	--	--
Television/ LED	Each	1159	1217	818	859	--	--
Air Conditioner	Each	1162	1220	818	859	--	--
Chicks 75 Nos.	Bsk.	50	53	18	19	--	--
Almirah / Rack	Each	770	809	195	205	1080	1134
Petrol /K.Oil/ Crude Oil	Ton	4177	4386	3859	4052	--	--
Mineral/ Lub. Oil	Ton	2165	2273	2094	2199	--	--
Vegetable Oil	Ton	2240	2352	2150	2258	--	--
Computer	Each	1162	1220	818	859	--	--
Deep Freezer	CBM	2162	2270	2106	2211	--	--
Metal Chips/ Boulder/H.Block	CBM	2162	2270	2106	2211	--	--
Sand	CBM	2162	2270	2106	2211	--	--
Elephant	Each	22071	23175	22071	23175	--	--

सहायक निदेशक  
Assistant Director

वाणिज्य कक्ष

Commercial Wing

जहाजरानी सेवा निदेशालय


Directorate of Shipping Services

पोर्ट ब्लेयर / Port Blair

13/3/16

## BASIC FREIGHT RATES FOR HEAVY LIFTS

SI. No.	DESCRIPTION	BUNKER SURCHARGE	Existing Rate	Fare for the Yr 2016-17
1.	Motor Vehicle chassis of all up to 3 tons including Auto Rickshaw and 3 Wheelers on deck having up to 300 cm.	Full Each	42821	44962
2.	Length between 301 cm to 350 cm	Full Each	52901	55546
3.	Length between 351 cm to 400 cm	Full Each	62977	66126
4.	Length between 401 cm to 450 cm	Full Each	73053	76706
5.	Length between 451 cm to 500 cm	Full Each	83132	87289
6.	Length between 501 cm to 551 cm	Full Each	93204	97864
7.	Length between 551 cm to 710 cm	P/Ton/Cum	2659	2792
8.	Motor Vehicle and all kinds including Tractor, Tractor Trolley and side Car each weighing above 3 MT	Full P/Ton	Heavy Lift applicable	Heavy Lift applicable

  
 सहायक निदेशक  
 Assistant Director  
 वाणिज्य कक्ष  
 Commercial Wing  
 जहाजरानी सेवा निदेशालय  
 Directorate of Shipping Services  
 पोर्ट ब्लेयर / Port Blair

15/3/16

## HEAVY LIFTS EACH PKG / PIECE WEIGHT

SI. No.	DESCRIPTION	BUNKER	Existing Rate	Fare for the Yr
1.	Up to 3 MT	Full P/Ton	4325	4541
2	Over 3 MT to 10 MT	Full P/Ton	10670	11204
3	Over 10 MT up to 20 MT	Full Each	20568	21596
4	Ambulance / Car 420 cm	Full Each	73051	76704
5	Matador / Car 400 cm/ Jeep/	Full Each	62977	66126
6	Truck (665) Ashok Leyland and	Full Each	79294	83259
7	Motor Cycle / Scooter	Full Each	4094	4299
8	Over 20 MT	Full P/Ton	12342	12959
9	Hindustan Motor between 3 MT	Full Each	79294	83259
10	1210 SE 5 Ton Weight	Full/ Cum	47558	49936
11	H.S.D.Oil	Full / Cum	Full freight + % discharging charges	Full freight + % discharging charges
12	Freezer Cargo	Full / Cum	Double General Cargo	Double General Cargo

  
 सहायक निदेशक  
 Assistant Director  
 वाणिज्य कक्ष  
 Commercial Wing  
 जहानराणी सेवा निदेशालय  
 Directorate of Shipping Services  
 पोर्ट ब्लेयर / Port Blair  
 15/3/16

## REVISED FREIGHT RATE FOR MAINLAND SECTOR AS MANIFESTED CARGO

FOR THE YEAR 2016-2017

Commodities	Basis	Existing Rate with S/Charge (In Rs.)	Fare for the Yr 2016 - 17
General Cargo	Ton	2977	3126
General Cargo	CBM	2780	2919
P/Effect (-) 20 % of G.C	Ton	2674	2808
P/Effect (-) 20 % of G.C	CBM	2518	2644
Betel Nuts	Ton	2977	3126
Empty Genies	Ton	3411	3582
Minimum Freight per B/L		2456	2579
Pulses	Ton	2989	3138
Copra	Ton	2869	3012
Pencil slates	Ton	3012	3163
Iron & Tin Scrap (Bdls.)	Ton	2733	2870
Iron & Tin Scrap (Loose)	Ton	2780	2919
Swan Timber	CBM	2759	2897
Match Splint	Ton	2810	2951
Plywood & Veneers Ets.	CBM	2872	3016
Dry Fish / Fish Oil	Ton	2977	3126
Dry skin (Hides)	Ton	2977	3126
Oil Cake	Ton	2640	2772
Waste paper	Ton	2977	3126
Palm Oil	Ton	2977	3126
Dangerous Cargo	Ton	5952	6250
Dangerous Cargo	CBM	5561	5839

  
 सहायक निदेशक  
 Assistant Director  
 वाणिज्य कक्ष  
 Commercial Wing  
 जहाजरानी सेवा निदेशालय  
 Directorate of Shipping Services  
 पोर्ट ब्लेयर / Port Blair

15/3/16

<b>FREIGHT RATE FOR MOTOR VEHICLE &amp; PET ANIMALS ON UNIT REVISED.</b>			
<b>Commodities</b>	<b>Basis</b>	<b>Existing Rate with S/Charge (In Rs.)</b>	<b>Fare for the Yr 2016 - 17</b>
Ambassador Car	Each	172298	180913
Maruti Car (351 to 400 cm)	Each	148257	155670
Maruti Van	Each	172298	180913
Fiat Car	Each	148257	155670
Jeep	Each	148257	155670
Mini Bus upto (451 to 500 cm)	Each	196342	206159
Mini Bus upto (501 to 550 cm)	Each	220381	231400
Auto Rickshaws	Each	100181	105190
Scooter / Motor Cycle	Each	20102	21107
Moped without Gear	Each	11173	11732
Pet Animals (Dog & Cat)	Each	4632	4864

**te:**

e above freight rate which is shown in cbm & tonnage will be applied either on weight or measurement basis which yields more freight to vernment

e General Cargo freight is applicable on those items which are not shown in the above freight fare list.

सहायक निदेशक  
Assistant Director  
वाणिज्य कक्ष  
Commercial Wing

जहाजरानी सेवा निदेशालय  
Directorate of Shipping Services  
कोलकाता पोर्ट ट्रस्ट  
Kolkata Port Trust