

अण्डमान तथा निकोबार प्रशासन
ANDAMAN AND NICOBAR ADMINISTRATION
जहाजरानी सेवा निदेशालय
DIRECTORATE OF SHIPPING SERVICES

पोर्टब्लेयर, दिनांक मार्च, 2020.
Port Blair, Dated the 04th March, 2020.

ORDER NO: 954

The freight for transportation of Commodities by the vessels of the A&N Administration plying between Mainland/ Inter-Island and Foreshore sectors for the year 2020-21 has been revised in accordance with the Administration's letter No. 5-3/97-TR dated 23rd/26th Sept 2013.

The revised freight rates will come into force with effect from 01.04.2020. The details can also be downloaded from the website www.andaman.gov.in.


Director of Shipping Services

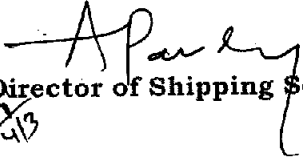
F. No. 15-28/CW/FRT/DSS/2016(PF)/

Copy to :-

1. The PS to Commissioner-cum-Secretary (Shipping), A&N Administration, Secretariat, Port Blair for kind information of Secretary (Shipping).
2. The PS to DSS for kind information of DSS.
3. The PA to DDSS for kind information of DDSS.
4. The Assistant Secretary (Shipping), A&N Administration, Secretariat, Port Blair for kind information.
5. The Marine Engineer, Marine Dockyard, Port Blair.
6. The Assistant Commissioner, Mayabunder/ Diglipur/ Car Nicobar/ Nancowry/ Campbell Bay.
7. All Head of Departments/ Offices in A&N Islands.
8. The President, Chamber of Commerce, Port Blair.
9. The General Manager I/C, Shipping Corporation of India Ltd., TCI Building, Delanipur, Port Blair.
10. The Vice President (C&PS), No. 17, Rajaji Salai, Jawahar Building (Opp. Customs House), Chennai - 600 001.
11. The Vice President (C & PS), Shipping Corporation of India Ltd, Shipping House, 13 Strand Road, Post Box No 2653, Kolkata - 700 001 Fax 2248-0377/2248-203
12. The General Manager (CONOPS-E) Line and passenger service Division, Shipping Corporation of India Ltd, 245 Madame Cama Road, Mumbai - 400 021.
13. The OIC(Shipping Services),A&N Bhavan, Narsimha Nagar(Near Rythu Bazar), Salagrampuram(Post), Akkayapalem, Visakhapatnam, Andhra Pradesh Pin-530024.
14. The Assistant Director Shipping Services, Andaman & Nicobar Administration, SCI Complex Building,7th Floor, 13 Strand Road, Kolkata.
15. The Assistant Director, Shipping Services, A&N Administration, No. 6, Rajaji Salai, Opp. Customs House Chennai - 600 001.

Contd...2..

16. The Sr. Accounts Officer (M&S), Directorate of Shipping Services, Port Blair.
17. The Chief Editor, "The Daily Telegrams", Port Blair with the request that the above order may please be published in the Daily Telegram for 2 consecutive days.
18. The Assistant Accounts Officer, DSS, Port Blair.
19. All Master Mainland/ Inter-Island and Foreshore vessels.
20. The Tehsildar, Rangat and Hut Bay.
21. The Assistant Manager (IT), DSS with the directive to upload the press note in A&N Administration's website for wide publicity.
22. The Checking Inspector In-charge, DSS, Port Blair for necessary instruction to concerned conductor/ Tally Clerk working in shore and on board the vessels.
23. The Vice President, Ship Owner Association, Port Blair.
24. The In-charge, ACC, DSS, Port Blair.
25. All Tally Clerk (T) the Checking Inspector (In-charge).
26. Spare Copies 25 Nos.


Director of Shipping Services
4/3


REVISED FREIGHT FOR SOUTHERN/ MIDDLE AND NORTHERN GROUP OF ISLANDS (In Rupees)

For the Year 2020-2021

Commodities	Basis	Existing Rate P/B - H/Bay (2019-20)	Fare for the Yr 2020 - 21 P/B - H/Bay	Existing Rate P/B - C/N (2019-20)	Fare for Yr 2020-21 P/B - C/N	Existing Rate P/B - KAT/NC (2019-20)	Fare for the Yr 2020-21 P/B - KAT/NC	Existing Rate P/B - C/BAY (2019-20)	Fare for the year 2020 - 21 P/B - C/BAY
Asbestos/GI Sheet	Ton	2600	2730	2665	2800	2720	2860	2775	2915
Atta /Flour/ Sooji	Ton	2605	2740	2665	2800	2725	2865	2780	2920
Betel Nuts	Ton	2600	2730	2665	2800	2740	2880	2795	2935
Bicycle	Each	330	350	775	815	1335	1405	1785	1875
Cement	Ton	2590	2720	2650	2785	2715	2855	2770	2910
Coal/Coke	Ton	2580	2710	2600	2730	2625	2760	2650	2785
Coconut (Husked)	Ton	2585	2715	2615	2750	2665	2800	2695	2830
Coconut (Un-husked)(20 Nos)	P/Bag	45	50	75	80	115	125	170	180
Copra	Ton	2600	2730	2650	2785	2715	2855	2770	2910
Coconut Seedling	P/100	2660	2795	2695	2830	2750	2890	2795	2935
Dangerous Cargo / Fertilizer	Ton	4760	5000	4955	5205	5185	5445	5355	5625
Empty D/Cask of 100to200 Ltrs.	Each	85	90	180	190	325	345	430	455
Food grains	Ton	2620	2755	2695	2830	2785	2925	2850	2995
Veg / Fruits /Onion/ Potato	Ton	2575	2705	2600	2730	2625	2760	2650	2785
General Cargo	Ton	2635	2770	2730	2870	2845	2990	2930	3080
General Cargo	CBM	2605	2740	2670	2805	2750	2890	2810	2955
Hook Shells	P/Bag	105	110	105	110	105	110	105	110

Rounded off to next Rupees five

- The above freight rate which is shown in cbm & tonnage will be applied either on weight or measurement basis which yields more freight to Government.
- Items not included in the list will be charged at the rate of General cargo (excluding dangerous cargo) on 1 ton/ cbm rate whichever is higher.
- The above rates are exclusive of taxes.


ASSISTANT DIRECTOR (COMMERCIAL)
 DSS, PORT BLAIR

Commodities	Basis	Existing Rate P/B - H/Bay (2019-20)	Fare for the Yr 2020 - 21 P/B - H/Bay	Existing Rate P/B - C/N (2019-20)	Fare for Yr 2020-21 P/B - C/N	Existing Rate P/B - KAT/NC (2019-20)	Fare for the Yr 2020-21 P/B - KAT/NC	Existing Rate P/B - C/BAY (2019-20)	Fare for the Yr 2020 - 21 P/B - C/BAY
Sugar/Salt	Ton	2595	2725	2635	2770	2825	2970	2720	2860
Timber(Log) Hoop	CBM	2650	2785	2760	2900	3040	3195	2990	3140
Sawn Timber/ Plank/ Plywood	CBM	2615	2750	2690	2825	2870	3015	2795	2935
Empty Basket	Each	30	35	30	35	30	35	30	35
Goat/Pig/Calf	Each	260	275	565	595	895	940	1105	1160
Cow/Bufalos/Calf	Each	710	750	960	1010	1635	1720	1905	2000
Hen	Each	30	35	30	35	30	35	30	35
Match Splint	Ton	2950	3100	2950	3100	2950	3100	2950	3100
Refrigerator	Each	2145	2255	2625	2760	3220	3385	3660	3845
Washing Machine	Each	2145	2255	2625	2760	3220	3385	3660	3845
Television / LED	Each	1070	1125	1335	1405	1585	1665	1850	1945
Air Condition	Each	1070	1125	1335	1405	1585	1665	1850	1945
Chicks 75 Nos.	Bsk.	40	45	90	95	140	150	160	170
Almirah / Steel Rack	Each	710	750	1060	1115	1420	1495	1760	1850
Petrol /K.Oil/ Crude Oil	Ton	4925	5175	4925	5175	5130	5390	5560	5840
Mineral / Lub.Oil	Ton	2605	2740	2690	2825	2795	2935	2900	3045
Vegetable Oil	Ton	2680	2815	2795	2935	2925	3075	3025	3180
Computer & UPS	Nos.	1070	1125	1335	1405	1585	1665	1850	1945
Deep freezer	CBM	2605	2740	2670	2805	2750	2890	2810	2955
Metal Chips/ Boldev/ H.Block	CBM	2605	2740	2670	2805	2750	2890	2810	2955
Steel	CBM	2605	2740	2670	2805	2750	2890	2810	2955
Elephant	Ton	26835	28180	26835	28180	26835	28180	26835	28180

Rounded off to next Rupees five

- The above freight rate which is shown in cbm & tonnage will be applied either on weight or measurement basis which yields more freight to Government.
- Items not included in the list will be charged at the rate of General cargo (excluding dangerous cargo) on Ton/ Cbm rate whichever is higher.
- The above rates are exclusive of taxes.


 ASSISTANT DIRECTOR (COMMERCIAL)
 DSS, PORT BLAIR

Commodities	Basis	Existing Rate H/Bay to (2019-20)	Fare For the Yr H/Bay to C/N	Existing C/N	Rate to Kat/NC/Chowr a/Tressa (2019-20)	Fare for the year C/N Kat/NC/Chowr a/Tressa	Existing NC to (2019-20)	Rate L/N to (2019-20)	Fare for the 2020-21 NC to L/N	Existing Rate L/N to GN (2019-20)	Fare for the Yr L/N to GN	Existing Fare N/C to C/BAY (2019-20)	Fare for the Yr N/C to C/BAY
Asbestos/GI Sheet	Ton	2600	2730	2730	2620	2755	2585	2715	2575	2705	2705	2600	2730
Atta / Flour/ Sooji	Ton	2605	2740	2740	2625	2760	2595	2725	2580	2710	2710	2610	2745
Betel Nuts	Ton	2600	2730	2730	2625	2760	2590	2720	2580	2710	2710	2610	2745
Bicycle	Each	330	350	350	370	390	250	265	160	170	170	395	415
Cement	Ton	2590	2720	2720	2610	2745	2575	2705	2565	2695	2695	2595	2725
Coal/Coke	Ton	2580	2710	2710	2590	2720	2575	2705	2570	2700	2700	2585	2715
Coconut (Husked)	Ton	2585	2715	2715	2600	2730	2575	2705	2565	2695	2695	2585	2715
Coconut (Un-husked)(20 Nos)	P/Bag	40	45	45	50	55	40	45	20	25	25	50	55
Copra	Ton	2600	2730	2730	2615	2750	2585	2715	2575	2705	2705	2600	2730
Coconut Seedling	P/100	2800	2940	2940	2820	2965	2785	2925	2775	2915	2915	2800	2940
Dangerous Cargo	Ton	4760	5000	5000	4830	5075	4705	4940	4675	4910	4910	4780	5020
Empty D/Cask of 100 to 200 Ltrs.	Each	80	85	85	140	150	80	85	85	90	90	160	170
Food grains	Ton	2620	2755	2755	2615	2750	2615	2750	2590	2720	2720	2625	2760
Veg/Fri/Onion/Pot	Ton	2575	2705	2705	2585	2715	2570	2700	2560	2690	2690	2580	2710
General Cargo	Ton	2635	2770	2770	2670	2805	2605	2740	2580	2710	2710	2610	2745
General Cargo	CBM	2605	2740	2740	2635	2770	2590	2720	2580	2710	2710	2600	2730
Hook Shells	P/Bag	85	90	90	85	90	85	90	85	90	90	85	90
Sugar/Salt	Ton	2595	2725	2725	2615	2750	2580	2710	2575	2705	2705	2595	2725
Timber(Log) Hoop	CBM	2680	2815	2815	2695	2830	2690	2825	2600	2730	2730	2595	2725
Sawn Timber/Plank/Ply	CBM	2615	2750	2750	2650	2785	2600	2730	2590	2720	2720	2620	2755
Empty basket	Each	30	35	35	30	35	30	35	30	35	35	30	35
Goat/Pig/Calf	Each	260	275	275	335	355	335	355	335	355	355	600	630

Rounded off to next Rupees five


- The above freight rate which is shown in cbm & tonnage will be applied either on weight or measurement basis which yields more freight to Government.
- Items not included in the list will be charged at the rate of General cargo (excluding dangerous cargo) on Ton/Cbm rate whichever is higher.
- The above rates are exclusive of taxes.


 ASSISTANT DIRECTOR (COMMERCIAL)
 DSS, PORT BLAIR

Commodities	Basis	Existing Rate H/Bay to C/N (2019-20)	Fare For the Yr H/Bay to C/N	Existing C/N	Rate to year C/N	Fare for the year C/N	Existing NC to (2019-20)	Rate L/N	Fare for the 2020-21 NC to L/N	Existing Rate L/N to GN (2019-20)	Fare for the 2020-21 Yr L/N to GN	Existing Fare N/C to C/BAY (2019-20)	Fare for the 2020-21 N/C to C/BAY
Cow/Bufalos/Calif	Each	710	745	750	785	745	785	745	785	745	785	1060	1115
Hen	Each	30	30	35	35	30	35	30	35	30	35	30	35
Match Splint	Ton	2955	2955	3105	3105	2950	3100	2950	3100	2950	3100	2950	3100
Refrigerator	Each	2165	2375	2275	2495	2055	2160	2055	2160	1935	2035	2220	2335
Washing Machine	Each	2165	2375	2275	2495	2055	2160	2055	2160	1935	2035	2220	2335
Television/LED	Each	1070	1195	1125	1255	1030	1085	1030	1085	1005	1060	1140	1200
Air Conditioner	Each	1070	1195	1125	1255	1030	1085	1030	1085	1005	1060	1140	1200
Chicks 75 Nos.	Bsk.	50	50	55	55	50	55	50	55	50	55	50	55
Almirah / Rack	Each	710	1060	750	1115	710	750	710	750	710	750	710	750
Petrol/K.Oil/Crude Oil	Ton	4925	4790	5175	5030	4660	4895	4660	4895	4610	4845	4780	5020
Mineral/Lub. Oil	Ton	2600	2635	2730	2770	2580	2710	2580	2710	2565	2695	2605	2740
Vegetable Oil	Ton	2680	2720	2815	2860	2650	2785	2650	2785	2625	2760	2700	2835
Computer & UPS	Each	1070	1195	1125	1255	1030	1085	1030	1085	1005	1060	1140	1200
Deep Freezer	CBM	2605	2635	2740	2770	2590	2720	2590	2720	2580	2710	2600	2730
MetalChips/Boulder/H.Block	CBM	2605	2635	2740	2770	2590	2720	2590	2720	2580	2710	2600	2730
Sand	CBM	2605	2635	2740	2770	2590	2720	2590	2720	2580	2710	2600	2730
Elephant	Ton	26835	26835	28180	28180	26835	28180	26835	28180	26835	28180	26835	28180

Rounded off to next Rupees five


- The above freight rate which is shown in cbm & tonnage will be applied either on weight or measurement basis which yields more freight to Government.
- Items not included in the list will be charged at the rate of General cargo (including dangerous cargo) on Ton/Cbm rate whichever is higher.
- The above rates are exclusive of taxes.


 ASSISTANT DIRECTOR (COMMERCIAL)
 DSS, PORT BLAIR
 27/11/17

Commodities	Basis	Existing Rate PB to Baratang (2019-20)	Fare for the Yr PB to Baratang	Fare for the Yr 2020-21 PB to K/Tala	Existing Rate PB to L/Island (2019-20)	Fare for the Yr 2020-21 PB to S/Island	Existing Rate PB to S/Island (2019-20)	Fare for the Yr 2020-21 PB to K/Tala to L/Island	Existing Rate K/Tala to L/Island (2019-20)	Fare for the Yr 2020-21 K/Tala to L/Island
Asbestos/GI Sheet	Ton	2575	2705	2715	2590	2720	2580	2710	2565	2695
Atta/Flour/Sooji	Ton	2585	2715	2725	2605	2740	2590	2720	2575	2705
Betel Nuts	Ton	2580	2710	2720	2600	2730	2585	2715	2575	2705
Bicycle	Each	195	205	275	335	355	220	235	75	80
Cement	Ton	2570	2700	2710	2585	2715	2570	2700	2560	2690
Coal/Coke	Ton	2570	2700	2705	2580	2710	2565	2695	2570	2700
Coconut (Husked)	Ton	2570	2700	2705	2580	2710	2570	2700	2565	2695
Coconut (Un-husked)	P/Bag	20	25	35	30	35	30	35	20	25
Copra	Ton	2580	2710	2745	2595	2725	2580	2710	2565	2695
Coconut Seedling	P/100	2635	2770	2780	2650	2785	2640	2775	2625	2760
Dangerous Cargo/ Fertilizer	Ton	4680	4915	4950	3340	3510	4695	4930	4635	4870
Empty Drum/Cask of 100to200	Each	95	100	100	95	100	95	100	95	100
Food grains	Ton	2590	2720	2730	2610	2745	2600	2730	2575	2705
Veg/Fru/Onion/Pot.	Ton	2565	2695	2700	2575	2705	2570	2700	2560	2690
General Cargo	Ton	2595	2725	2745	2625	2760	2600	2730	2570	2700
General Cargo	CBM	2570	2700	2710	2620	2755	2575	2705	2560	2690
Hook Shells	P/Bag	80	85	85	80	85	80	85	80	85
Sugar/Salt	Ton	2580	2710	2715	2590	2720	2580	2710	2570	2700
Timber/Log) Upon	CBM	2605	2740	2760	2645	2780	2610	2745	2580	2710
Sawn Timber/Plank/Plywood	CBM	2580	2710	2740	2610	2745	2595	2725	2575	2705

Rounded off to next Rupees five

1. The above freight rate which is shown in cbm & tonnage will be applied either on weight or measurement basis which yields more freight to Government.
2. Items not included in the list will be charged at the rate of General cargo (excluding dangerous cargo) on Ton/ Cbm rate whichever is higher.
3. The above rates are exclusive of taxes.


 ASSISTANT DIRECTOR (COMMERCIAL)
 PORT BLAIR

Commodities	Basis	Existing Rate PB to Baratang (2019-20)	Fare for the Yr 2020-21 PB to Baratang	Existing PB to K/Tala (2019-20)	Rate K/Tala	Fare for the Yr 2020-21 PB to K/Tala	Existing PB to L/Island (2019-20)	Rate L/Island	Fare for the Yr 2020-21 PB to L/Island	Existing Rate PB to S/Island (2019-20)	Fare for the Yr 2020-21 PB to S/Island	Existing Rate K/Tala to L/Island (2019-20)	Fare for the Yr 2020-21 K/Tala to L/Island
Empty Basket	Each	30	35	30	30	35	30	30	35	30	35	30	35
Goat/Pig/Calf	Each	140	150	195	220	235	220	220	235	220	235	220	235
Cow/Bufalos	Each	515	545	550	570	600	570	570	600	570	600	570	600
Hen	Each	20	25	20	20	25	20	20	25	20	25	20	25
Match Splint	Ton	2800	2940	2800	2800	2940	2800	2800	2940	2800	2940	2800	2940
Refrigerator	Each	785	825	2190	2305	2420	2110	2110	2220	2110	2220	1905	2000
Washing Machine	Each	2055	2160	2190	2305	2420	2110	2110	2220	2110	2220	1905	2000
Television/ LED	Each	1045	1100	1105	1170	1230	1070	1070	1125	1070	1125	965	1015
Air Conditioner	Each	1045	1100	1105	1170	1230	1070	1070	1125	1070	1125	965	1015
Chicks 75 Nos.	Bsk.	40	45	40	40	45	40	40	45	40	45	40	45
Almirah / Raek	Each	250	265	300	480	505	480	480	505	480	505	480	505
Petrol/ K.Oil/Crude Oil	Ton	4870	5115	4870	4870	5115	4870	4870	5115	4870	5115	4870	5115
Mineral/Lub. Oil	Ton	2565	2695	2580	2595	2725	2570	2570	2700	2570	2700	2540	2670
Vegetable Oil	Ton	2035	2170	2040	2075	2210	2040	2040	2175	2040	2175	2005	2140
Computer	Each	1045	1100	1105	1170	1230	1070	1070	1125	1070	1125	965	1015
Deep Freezer	CBM	2570	2700	2580	2620	2755	2575	2575	2705	2575	2705	2560	2690
Meat/Chips/Boulder H.Block	CBM	2570	2700	2580	2620	2755	2575	2575	2705	2575	2705	2560	2690
Sand	CBM	2570	2700	2580	2620	2755	2575	2575	2705	2575	2705	2560	2690
Total	T.T.	26835	28180	26835	26835	28180	26835	26835	28180	26835	28180	26835	28180

Rounded off to next Rupees five

- The above freight rate which is shown in rtm & tonnage will be applied either on weight or measurement basis which yields more freight to Government.
- Items not included in the list will be charged at the rate of General cargo (excluding dangerous cargo) on Ton/ Cbm rate whichever is higher.
- The above rates are exclusive of taxes.


[Signature]
27/05/19

ASSISTANT DIRECTOR (COMMERCIAL)
DSS, PORT BLAIR

Commodities	Basis	Existing Rate PB to Diglipur (2019-20)	Fare for the Yr 2020-21 PB to Diglipur	Existing Rate M/Bunder to D/Pur (2019-20)	Rate to 2020-21 M/Bunder D/Pur	Fare for the Yr 2020-21 M/Bunder to Narcondum (2019-20)	Existing Rate from PB to Narcondum (2019-20)	Fare for Yr 2020-21 PB to Narcondum	Existing Rate PB to Rangat (2019-20)	Fare for the Yr 2020-21 PB to Rangat	Existing Rate PB to M/Bunder (2019-20)	Fare for the Yr 2020-21 PB to M/Bunder
Asbester / GI Sheet	Ton	2605	2735	2570	2700	2700	2585	2715	2605	2735	2605	2735
Atta /Flour/ Sooji	Ton	2635	2770	2580	2710	2710	2600	2730	2615	2750	2615	2750
Betel Nuts	Ton	2650	2785	2590	2720	2720	2610	2745	2635	2770	2635	2770
Bicycle	Each	565	595	130	140	140	295	310	440	465	440	465
Cement	Ton	2635	2770	2580	2710	2710	2600	2730	2615	2750	2615	2750
Coal/Coke	Ton	2590	2720	2570	2700	2700	2580	2710	2585	2715	2585	2715
Coconut (Husked)	Ton	2600	2730	2565	2695	2695	2585	2715	2590	2720	2590	2720
Coconut (Un husked)(20 Nos)	P/Bag	80	85	55	60	60	30	35	45	50	45	50
Copra	Ton	2625	2760	2570	2700	2700	2590	2720	2605	2735	2605	2735
Coconut Seedling	P/100	2005	2105	1925	2025	2025	1945	2045	1975	2075	1975	2075
Dangerous Cargo/ Fertilizer	Ton	4880	5125	4675	4910	4910	4715	4955	4800	5040	4800	5040
Empty Drum/Cask of 100 to 200 Ltrs.	Each	95	100	95	100	100	95	100	95	100	95	100
Food grains	Ton	2660	2795	2585	2715	2715	2605	2735	2635	2770	2635	2770
Veg/Trt/Onion/Pot	Ton	2585	2715	2565	2695	2695	2570	2700	2580	2710	2580	2710
General Cargo	Ton	2690	2825	2590	2720	2720	3765	3955	2610	2745	2650	2785
General Cargo	CBM	2635	2770	2570	2700	2700	3695	3880	2585	2715	2610	2745
Hook Shells	P/Bag	85	90	85	90	90	85	90	85	90	85	90
Sugar/Salt	Ton	2605	2735	2575	2705	2705	2585	2715	2600	2730	2600	2730
Timber(Log) Hoop	CBM	2700	2835	2595	2725	2725	2635	2770	2670	2805	2670	2805
Sawn Timber/Plank/ Plywood	CBM	2650	2785	2585	2715	2715	2605	2735	2635	2770	2635	2770

Rounded off to next Rupees five


- The above freight rate which is shown in cbm & tonnage will be applied either on weight or measurement basis which yields more freight to Government.
- Items not included in the list will be charged at the rate of General cargo (excluding dangerous cargo) on Ton/ Cbm rate whichever is higher.
- The above rates are exclusive of taxes.


 ASSISTANT DIRECTOR (COMMERCIAL)
 DSS, PORT BLAIR

Commodities	Basis	Existing Rate PB to Diglipur (2019-20)	Fare for Yr PB Diglipur	Fare for the Yr 2020-21 M/Bunder to D/Par	Existing M/Bunder to D/Par (2019-20)	Rate to 2020-21 M/Bunder	Existing Rate from Narcondum (2019-20)	Fare for Yr 2020-21 PB to Narcondum	Existing Rate to Rangat (2019-20)	Fare for the Yr 2020-21 PB to Rangat	Existing Rate PB to M/Bunder (2019-20)	Fare for the Yr 2020-21 PB to M/Bunder
Empty Basket	Each	30	30	30	35	30	---	30	---	35	30	35
Goat/Pig/Calif	Each	390	410	75	80	75	---	250	---	265	325	345
Cow/Bufalos	Each	800	840	500	525	500	---	600	---	630	710	750
Hen	Each	30	35	30	35	30	---	30	---	35	30	35
Match Splint	Ton	2800	2940	2800	2940	2800	---	2800	---	2940	2800	2940
Refrigerator	Each	2790	2930	1980	2080	1980	---	2220	---	2335	2475	2600
Washing Machine	Each	2790	2930	1980	2080	1980	---	2220	---	2335	2475	2600
Television/ LED	Each	1415	1490	1005	1060	1005	---	1125	---	1185	1260	1325
Air Conditioner	Each	1420	1495	1005	1060	1005	---	1125	---	1185	1260	1325
Chicks 75 Nos.	Bsk.	70	75	30	35	30	---	40	---	45	40	45
Almirah / Rack	Each	940	990	250	265	250	1320	1390	---	625	710	750
Petrol /K.Oil/ Crude Oil	Ton	5090	5345	265	280	265	---	4870	---	5115	4870	5115
Mineral/ Lub. Oil	Ton	2640	2775	2555	2695	2555	---	2585	---	2715	2610	2745
Vegetable Oil	Ton	2725	2865	2620	2755	2620	---	2660	---	2795	2710	2850
Computer	Each	1420	1495	1005	1055	1005	---	1125	---	1185	1260	1325
Deep Freezer	CBM	2635	2770	2570	2700	2570	---	2585	---	2715	2610	2745
Metal Chips/ Boulder/11.Block	CBM	2635	2770	2570	2700	2570	---	2585	---	2715	2610	2745
Sand	CBM	2635	2770	2570	2700	2570	---	2585	---	2715	2610	2745
Elephant	Each	26835	28180	26835	28180	26835	---	26835	---	28180	26835	28180

Rounded off to next Rupees five

1. The above freight rate which is shown in cbm & tonnage will be applied either on weight or measurement basis which yields more freight to Government.
2. Items not included in the list will be charged at our rates of Sea/air freight charges with the govt. Tariff & duties which are in effect.
3. The above rates are exclusive of taxes.



 ASSISTANT DIRECTOR (COMMERCIAL)
 DSS, PORT BLAIR

BASIC FREIGHT RATES FOR HEAVY LIFTS

Sl. No.	DESCRIPTION	BUNKER SURCHARGE	Existing Rate (2019-2020)	Fare for the Yr 2020- 2021
1.	Motor Vehicle chassis of all up to 3 tons including Auto Rickshaw and 3 Wheelers on deck having up to 300 cm.	Full Each	52060	54665
2.	Length between 301 cm to 350 cm	Full Each	64310	67530
3.	Length between 351 cm to 400 cm	Full Each	76560	80390
4.	Length between 401 cm to 450 cm	Full Each	88805	93250
5.	Length between 451 cm to 500 cm	Full Each	101055	106110
6.	Length between 501 cm to 551 cm	Full Each	113295	118960
7.	Length between 551 cm to 710 cm	P/Ton/Cum	3240	3405
8.	Motor Vehicle and all kinds including Tractor, Tractor Trolley and side Car each weighing above 3 MT	Full P/Ton	Heavy Lift applicable	Heavy Lift applicable

Rounded off to next Rupees five

- The above freight rate which is shown in ctm & tonnage will be applied either on weight or measurement basis which yields more freight to Government.
- Items not included in the list will be charged at the rate of General cargo (excluding dangerous cargo) on Ton/ Ctm rate whichever is higher.
- The above rates are exclusive of taxes.



 ASSISTANT DIRECTOR (COMMERCIAL)
 DSS, PORT BLAIR

HEAVY LIFTS EACH PKG / PIECE WEIGHT

Sl. No.	DESCRIPTION	BUNKER SURCHARGE	Existing Rate (2019-2020)	Fare for the Yr 2020- 2021
1	Up to 3 MT	Full P/Ton	5265	5530
2	Over 3 MT to 10 MT	Full P/Ton	12975	13625
3	Over 10 MT up to 20 MT	Full Each	25010	26265
4	Ambulance / Car 420 cm	Full Each	88800	93240
5	Matador / Car 400 cm/ Jeep/ Maruti Omni Van	Full Each	76590	80420
6	Truck (665) Ashok Leyland and	Full Each	96390	101210
7	Motor Cycle / Scooter	Full Each	4985	5235
8	Over 20 MT	Full P/Ton	15010	15765
9	Hindustan Motor between 3 MT to 4 MT weight	Full Each	96390	101210
10	1210 SE 5 Ton Weight		57815	60710
11	H.S.D.Oil	Full / Cum	Full freight + %	Full freight + %
12	Freezer Cargo	Full / Cum	Double General	Double General Cargo

Rounded off to next Rupees five

- The above freight rate which is shown in ctn & tonnage will be applied either on weight or measurement basis which yields more freight to Government.
- Items not included in the list will be charged at the rate of General cargo (excluding dangerous cargo) on Ton/ Ctn rate whichever is higher.
- The above rates are exclusive of taxes.



 ASSISTANT DIRECTOR (COMMERCIAL)
 DSS, PORT BLAIR

**REVISED FREIGHT RATE FOR MAINLAND SECTOR AS MANIFESTED CARGO
FOR THE YEAR 2020-2021**

Commodities	Basis	Existing Rate with S/Charge (In Rs.) (2019-2020)	Fare for the Yr 2020-2021
General Cargo	Ton	3625	3810
General Cargo	CBM	3385	3555
P/Effect (-) 20 % of G.C	Ton	3255	3420
P/Effect (-) 20 % of G.C	CBM	3070	3225
Betel Nuts	Ton	3625	3810
Empty Genies	Ton	4155	4365
Minimum Freight per B/L		2995	3145
Pulses	Ton	3635	3820
Copra	Ton	3495	3670
Pencil slates	Ton	3670	3855
Iron & Tin Scrap (Bdls.)	Ton	3330	3500
Iron & Tin Scrap (Loose)	Ton	3385	3555
Swan Timber	CBM	3360	3530
Match Splint	Ton	3420	3595
Plywood & Veneers Ets.	CBM	3500	3675
Dry Fish / Fish Oil	Ton	3625	3810
Dry skin (Hides)	Ton	3625	3810
Oil Cake	Ton	3220	3385
Waste paper	Ton	3625	3810
Palm Oil	Ton	3625	3810
Dangerous Cargo	Ton	7240	7605
Dangerous Cargo	CBM	6770	7110

Rounded off to next Rupees five

- The above freight rate which is shown in cbm & tonnage will be applied either on weight or measurement basis which yields more freight to Government.
- Items not included in the list will be charged at the rate of General cargo (excluding dangerous cargo) on Ton/Cbm rate whichever is higher.
- The above rates are exclusive of taxes.


 ASSISTANT DIRECTOR (COMMERCIAL)
 DSS, PORT BLAIR
 MD

FREIGHT RATE FOR MOTOR VEHICLE & PET ANIMALS ON UNIT REVISED.

Commodities	Basis	Existing Rate with S/Charge (In Rs.) (2019-20)	Fare for the Yr 2020-2021
Ambassador Car	Each	209435	219910
Maruti Car (351 to 400 cm)	Each	180215	189230
Maruti Van	Each	209435	219910
Fiat Car	Each	180215	189230
Jeep	Each	180215	189230
Mini Bus upto (451 to 500 cm)	Each	238660	250595
Mini Bus upto (501 to 550 cm)	Each	267880	281275
Auto Rickshaws	Each	121775	127865
Scooter / Motor Cycle	Each	24440	25665
Moped without Gear	Each	13590	14270
Pet Animals (Dog & Cat)	Each	5640	5925

Rounded off to next Rupees five

1. The above freight rate which is shown in cbm & tonnage will be applied either on weight or measurement basis which yields more freight to Government.
2. Items not included in the list will be charged at the rate of General cargo (excluding dangerous cargo) on Ton/ Cbm rate whichever is higher.
3. The above rates are exclusive of taxes.

[Signature]
 ASSISTANT DIRECTOR (COMMERCIAL)

DSS, PORT BLAIR


PROPOSED FREIGHT RATES IN THE HARBOUR FERRY SERVICES IN ROUTE I, II, III, IV

S. No.	Commodities	Fare for the year	
		2019-2020	Proposed Fare for the year 2020-2021
1	Each Each package or 50 KGs	30 each	35 each
2	Television/ Computer with accessories	35 each	40 each
3	Washing Machine/ Refrigerator/ Air Condition	40 each	45 each
4	Deep Freezer	65 each	70 each
5	Almirah/ Steel rack/ Table	40 each	45 each
6	Bicycle	30 each	35 each
7	Hen	25 each	30 each
8	Chicks (50 Nos.)	40 each	45 each
9	Goat/ Pig/ Dog	35 each	40 each
10	Cow/ Buffalos	75 each	80 each
11	Elephant	680 each	715 each

Rounded off to next Rupees five

1. The above freight rate which is shown in cbm & tonnage will be applied either on weight or measurement basis which yields more freight to Government.
2. Items not included in the list will be charged at the rate of General cargo (excluding dangerous cargo) on Ton/ Cbm rate whichever is higher.
3. The above rates are exclusive of taxes.


 ASSISTANT DIRECTOR (COMMERCIAL)



 ASSISTANT DIRECTOR (COMMERCIAL)

PROPOSED FREIGHT RATES IN H/F SECTOR (LONG ISLAND TO YERETTA & ARIEL BAY TO SMITH ISLAND)

S. No.	Commodities	Fare for the year		Proposed Fare for the year 2020-2021
		2019-2020	2020-2021	
1	Vegetable, Fruits, Onion & Potato	1085 per ton	1140 per ton	per ton
2	General Cargo	1350 per ton	1420 per ton	per ton
3	General Cargo	1215 per CBM	1280 per CBM	per CBM
4	Food Grain	1215 per ton	1280 per ton	per ton
5	Betal Nut	1615 per ton	1700 per ton	per ton
6	Coconut	1485 per ton	1560 per ton	per ton
7	Coconut Seedling	25 each	30 each	each
8	Coconut Seedling	1215 per ton	1280 per ton	per ton
9	Sawan Timber/ Plank/ Plywood	1215 per CBM	1280 per CBM	per CBM
10	Empty Drum (100 to 200 ltrs)	30 each	35 each	each
11	Empty Basket	25 each	30 each	each
12	Television/ Computer with accessories	55 each	60 each	each
13	Washing Maching / Refrigerator	75 each	80 each	each
14	Air Conditioner	25 each	30 each	each
15	Deep Freezer	150 each	160 each	each
16	Almirah/ Steel Rack/ Table	55 each	60 each	each
17	Bicycle	40 each	45 each	each
18	Hen	25 each	30 each	each
19	Goat/ Pig/ Dog	40 each	45 each	each
20	Cow Buffalo	105 each	110 each	each
21	Chicks (50 Nos.)	75 each	80 each	each

Rounded off to next Rupees five

1. The above freight rate which is shown in cbm & tonnage will be applied either on weight or measurement basis which yields more freight to Government.
2. Rates not included in the list will be charged at the rate of (General cargo (excluding dangerous cargo) in Ton/ Cbm rate whichever is higher.
3. The above rates are exclusive of taxes.


 ASSISTANT DIRECTOR (COMMERCIAL)
 DSS, PORT BLAIR
 4/17